Solthis
SOLIDARITÉ THÉRAPEUTIQUE
& INITIATIVES CONTRE LE SIDA

VIH/sida : Qui finance quoi ?

Dr Louis Pizarro
Directeur général Solthis
Sciences Po

AFRAVIH
Avril 2014

Solthis
SOLIDARITÉ THÉRAPEUTIQUE
& INITIATIVES CONTRE LE SIDA

Plan de la présentation

1. Contexte de l'aide internationale
2. Financements publics internationaux
3. Philanthropie internationale
4. Financements publics nationaux
5. Liens avec le poids de la maladie

Solthis
SOLIDARITÉ THÉRAPEUTIQUE
& INITIATIVES CONTRE LE SIDA

Plan de la présentation

1. **Contexte de l'aide internationale**
2. Financements publics internationaux
3. Philanthropie internationale
4. Financements publics nationaux
5. Liens avec le poids de la maladie

Solthis
SOLIDARITÉ THÉRAPEUTIQUE & INITIATIVES CONTRE LE SIDA

APD : 2000 - 2011

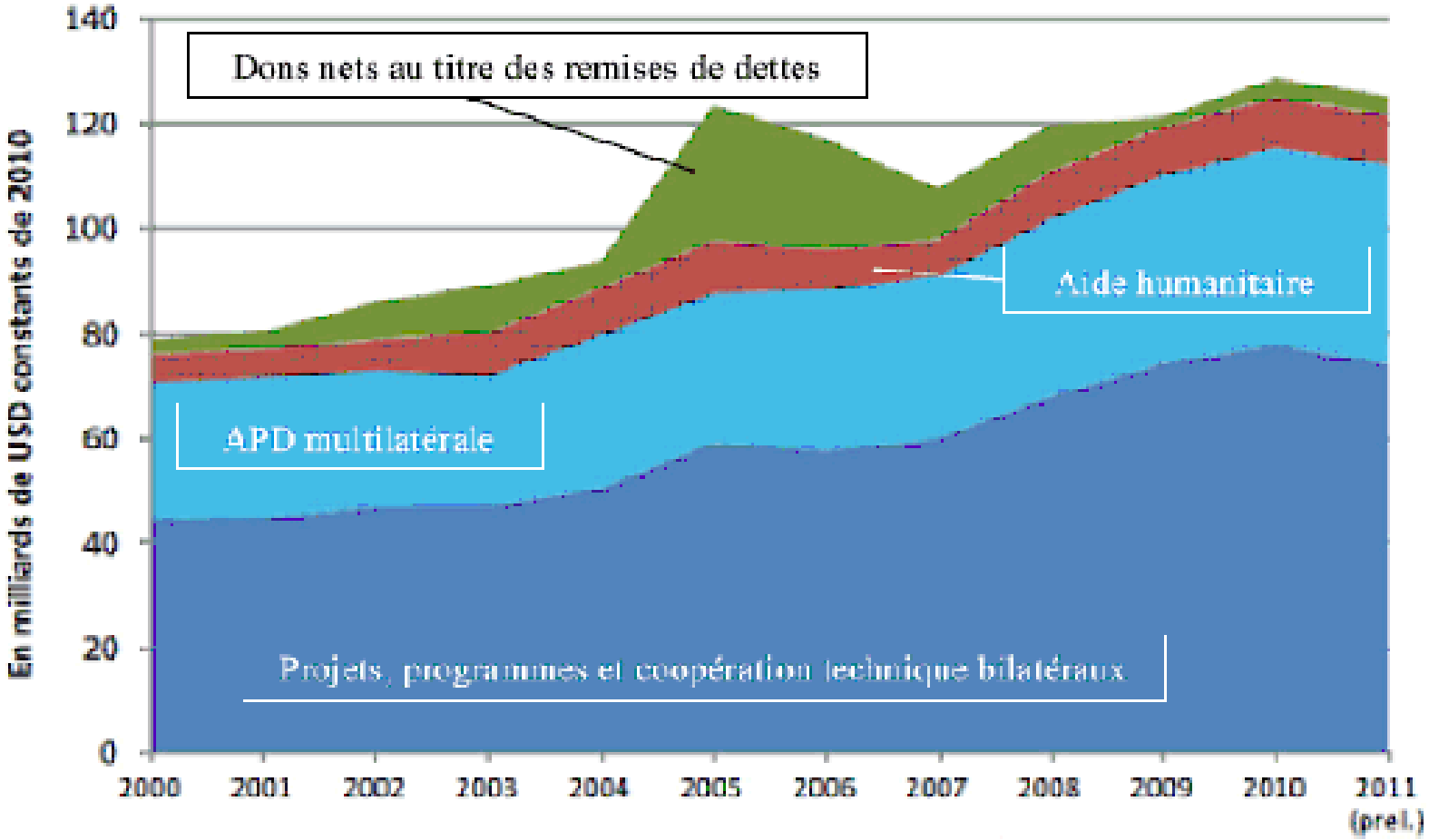

ORGANISATION DE COOPÉRATION ET DE DÉVELOPPEMENT ÉCONOMIQUES
OCDE

Solthis
SOLIDARITÉ THÉRAPEUTIQUE & INITIATIVES CONTRE LE SIDA

L'arène des acteurs internationaux de la lutte contre le VIH

Coopérations Bilatérales
⇒France : MAE, AFD, ANRS, FEI, ESTHER
⇒USA : USAID, NIH, CDC,…
⇒Allemagne : GTZ, DED, KFW
⇒Grande Bretagne : DFID

ONU
⇒ONUSIDA
⇒OMS
⇒UNICEF
⇒UNFPA
⇒PAM
⇒OIT

ONGs
⇒Humanitaires
⇒Communautaires
⇒Confessionnelles
⇒Développement
- Généralistes
- Techniques

VIH

Secteur privé
⇒Consultants
⇒Industrie pharma
⇒Fondations
⇒PPP

Bailleurs
⇒ World Bank
⇒ Global Fund
⇒ PEPFAR
⇒ UNITAID

Total annual resources available for AIDS 1986 - 2007

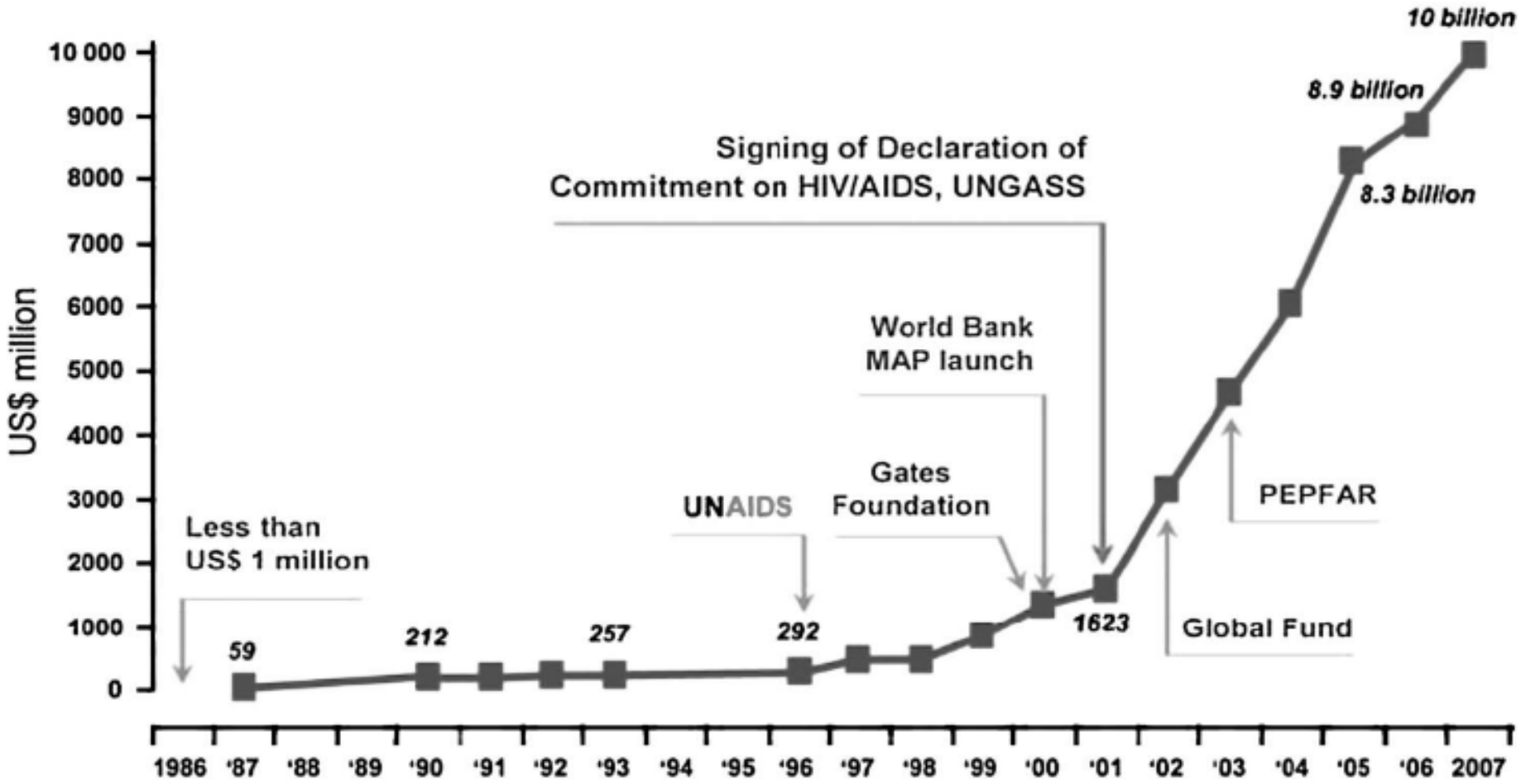

Notes : [1] 1986 - 2000 figures are for international funds only; [2] Domestic funds are included from 2001 onwards

[i] 1996 - 2005 data: Extracted from 2006 Report on the Global AIDS Epidemic (UNAIDS, 2006)
[ii] 1986 - 1993 data: AIDS in the World II. Edited by Jonathan Mann and Daniel J. M. Tarantola (1996)

Solthis
SOLIDARITÉ THÉRAPEUTIQUE & INITIATIVES CONTRE LE SIDA

Initiatives en santé mondiale

Ou Partenariats public/privés

Mécanismes de financement :

- GAVI : Global alliance for vaccines and immunization.
- Global Fund against Malaria, Tuberculosis and Aids
- UNITAID : Budget de 270 M$/an et 900M investis dans le VIH depuis 2006

Plateformes de coordination :

- Roll Back Malaria
- STOP TB
- Global Health Workforce Alliance

Product Development Partnerships (PDP)

- Malaria (MMV, MVI) ; TB (GATB, Aeras) ; Neglected diseases
- SIDA : Microbicides et Vaccin
- Principal bailleur : Gates Foundation

Solthis
SOLIDARITÉ THÉRAPEUTIQUE & INITIATIVES CONTRE LE SIDA

Plan de la présentation

1. Contexte de l'aide internationale
2. **Financements publics internationaux**
3. Philanthropie internationale
4. Financements publics nationaux
5. Liens avec le poids de la maladie

Ressources totales estimées en 2012 : 18,9 milliards de USD

International Assistance Disbursed to Low- and Middle-Income Countries for HIV in 2011

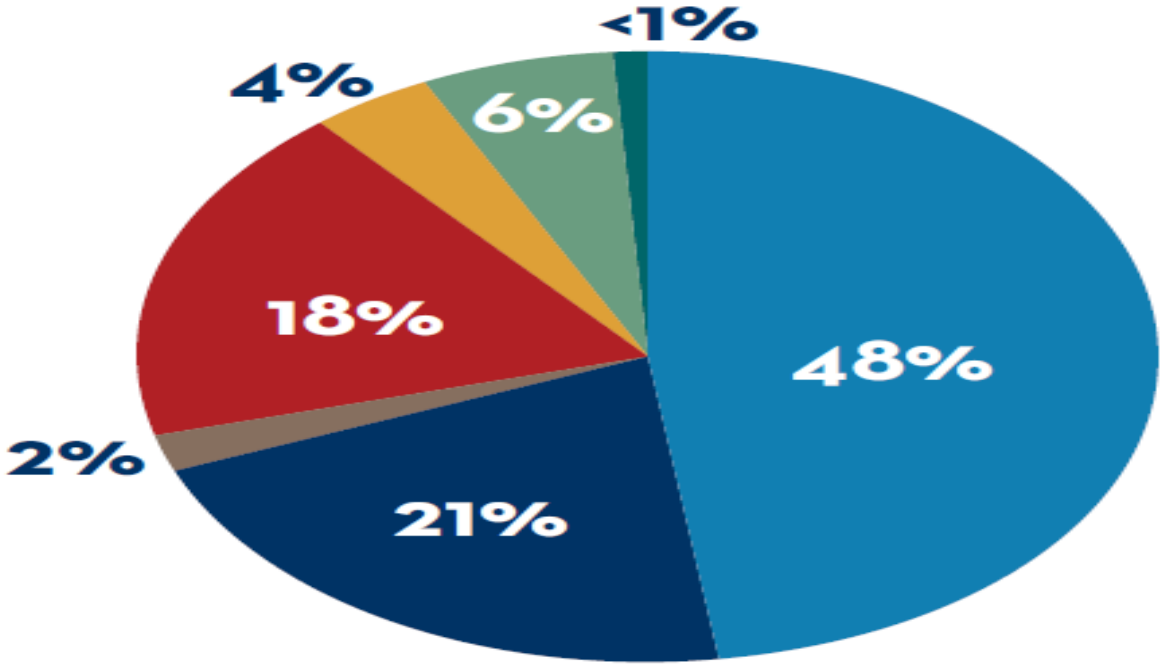

- United States President's Emergency Plan for AIDS Relief (PEPFAR)
- European governments
- Other OECD-DAC governments
- Global Fund to Fight AIDS, Tuberculosis and Malaria
- Other multilateral agencies
- Philanthropics
- Brazil, Russian Federation, India, China and South Africa and non-OECD DAC governments

(*Source: UNAIDS*. Together We Will End AIDS. 2012.)

Financement public international du VIH 2002-2012

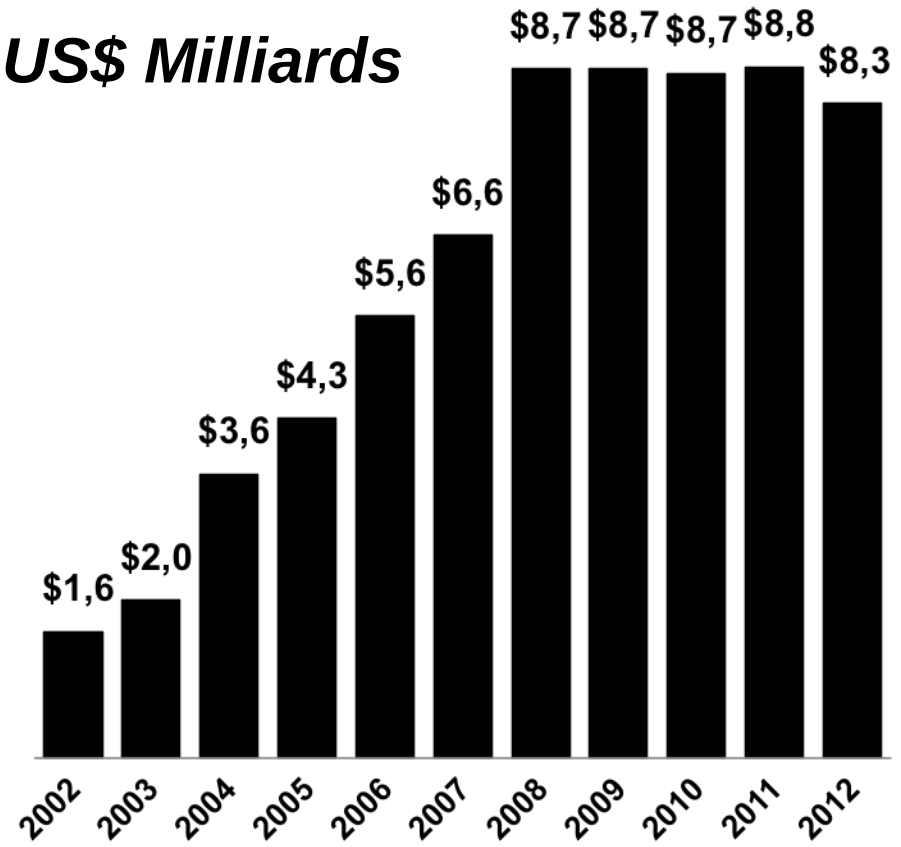

Engagements

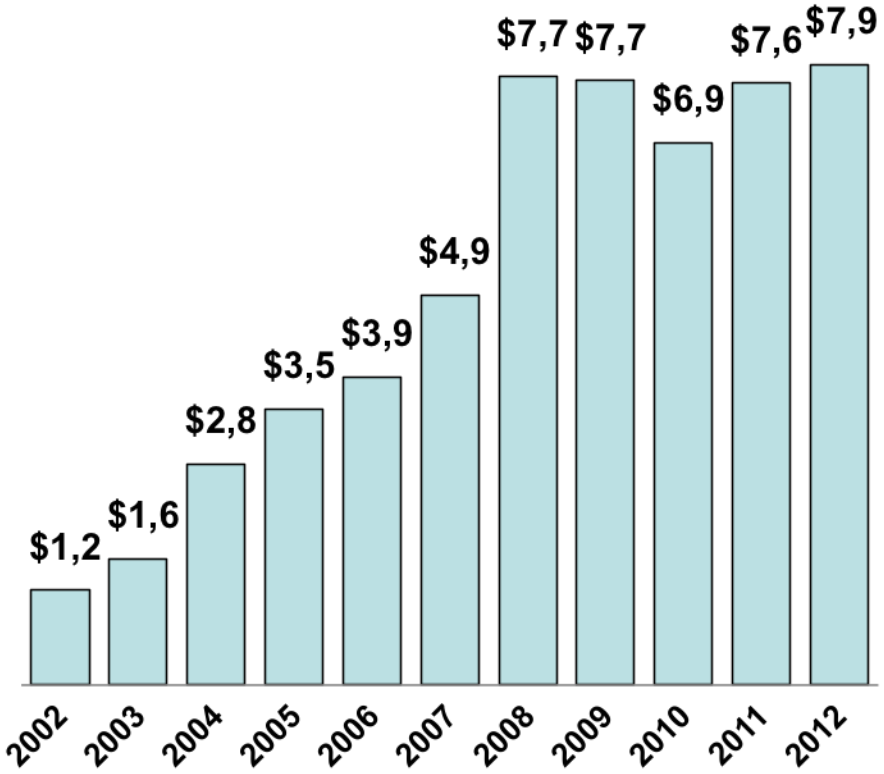

Décaissements

SOURCES: UNAIDS and Kaiser Family Foundation analyses; Global Fund to Fight AIDS, Tuberculosis and Malaria online data queries; UNITAID Annual Reports; OECD CRS online data queries.

THE HENRY J. KAISER FAMILY FOUNDATION

Tendance de l'APD - VIH Multilatérale & Bilatérale 2010-2012

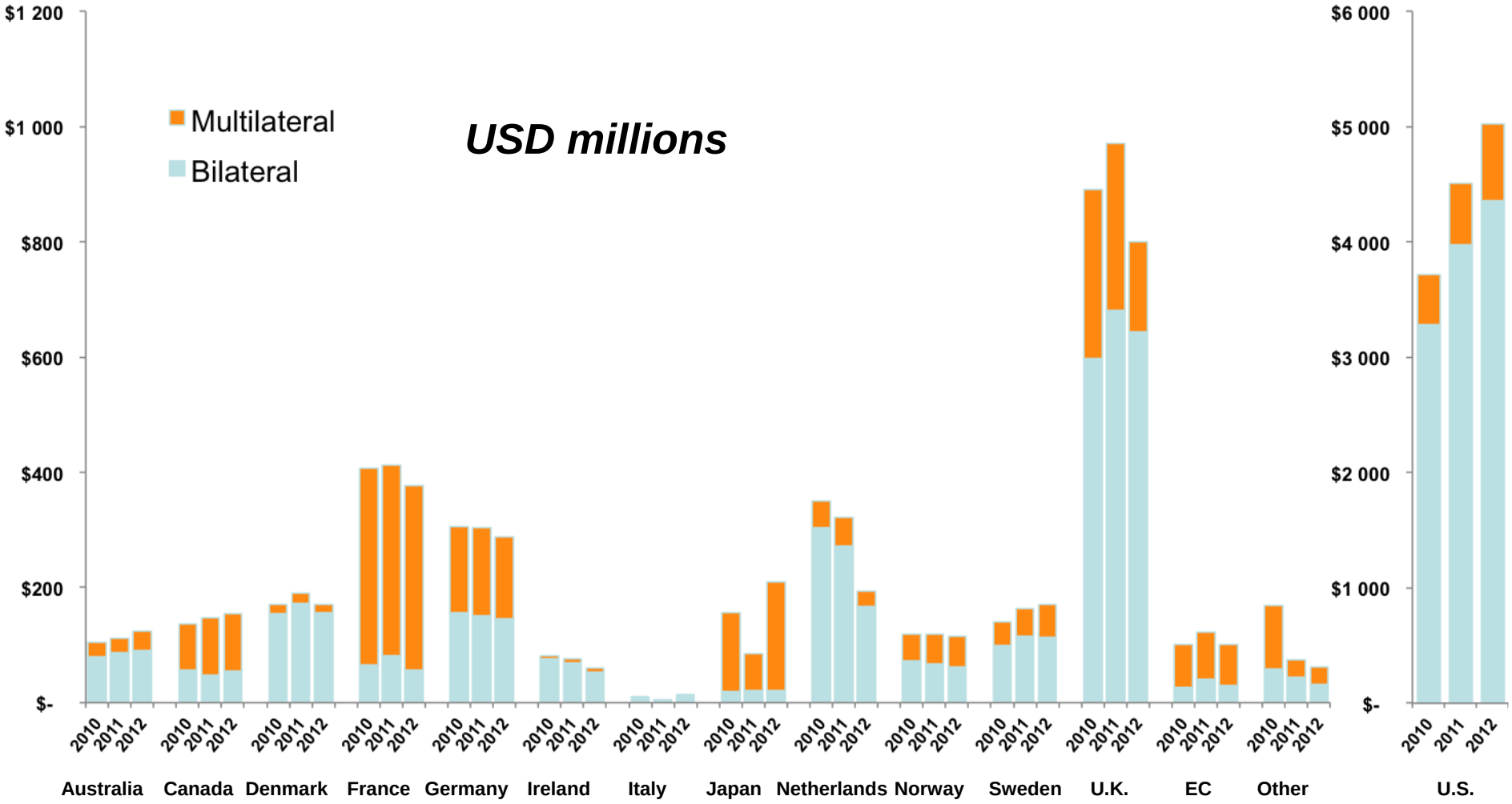

SOURCES: UNAIDS and Kaiser Family Foundation analyses; Global Fund to Fight AIDS, Tuberculosis and Malaria online data queries; UNITAID Annual Reports; OECD CRS online data queries.

THE HENRY J. KAISER FAMILY FOUNDATION

Solthis
SOLIDARITÉ THÉRAPEUTIQUE & INITIATIVES CONTRE LE SIDA

Les financements publics français

- Ministère des Affaires Etrangères
- Ministère de la Santé
- Ministère des Finances

- Initiative 5% : 18 M€
- ESTHER : +/- 15M€
- ANRS : +/- 40M€
- AFD : +/- 150 M€ en santé

The United States President's Emergency Plan for AIDS Relief

Solthis
SOLIDARITÉ THÉRAPEUTIQUE & INITIATIVES CONTRE LE SIDA

The United States President's Emergency Plan for AIDS Relief

Approved as of December 2011 (Dollars in Thousands)				
Programs	**State/GHCS**	**HHS/GAP & NIH**	**USAID/GHCS**	**All Accounts**
Country Activities	**4,092,943**	**96,419**	**191,681**	**4,381,043**
Field Programs PEPFAR Operational Plans	*3,976,335*	*94,119*	*137,751*	*4,208,205*
Central Programs in PEPFAR Operational Plans	*97,796*	-	-	*97,796*
Antiretroviral Therapy (ART)	97,796	-	-	97,796
Other PEPFAR Country Programs	*18,812*	*2,300*	*53,930*	*75,042*
Headquarters Operational Plan Programs	**449,953**	**14,409**	**135,121**	**599,483**
Technical Leadership and Support	*277,799*	-	*127,219*	*405,019*
Technical Oversight and Management	*172,154*	*14,409*	*7,902*	*194,465*
OGAC Administrative Costs	13,972	-	-	13,972
Other Agency Administrative Costs	158,182	14,409	7,902	180,493
International Partners	**791,414**	**297,300**	**-**	**1,088,714**
Global Fund	748,500	297,300	-	1,045,800
UNAIDS	42,914	-	-	42,914
Total of Included Programs	**5,334,310**	**408,128**	**326,802**	**6,069,241**

Approved Funding, $ in Millions	Fiscal Year			
State Region, Operating Unit	FY 2008	FY 2009	FY 2010	FY 2011
Africa	$ 3,663.2	$ 3,793.1	$ 3,730.2	$ 3,875.4
Angola	$ 7.0	$ 17.0	$ 17.7	$ 17.7
Botswana	$ 93.2	$ 95.1	$ 87.0	$ 84.4
Burundi	NA	NA	NA	$ 18.5
Cameroon	NA	NA	NA	$ 24.3
Cote d'Ivoire	$ 120.5	$ 124.8	$ 119.1	$ 105.2
Democratic Republic of Congo	$ 31.3	$ 33.0	$ 31.3	$ 51.3
Ethiopia	$ 354.5	$ 346.0	$ 291.3	$ 293.0
Ghana	$ 17.5	$ 17.5	$ 13.0	$ 15.0
Kenya	$ 534.8	$ 565.0	$ 548.1	$ 517.3
Lesotho	$ 29.6	$ 28.3	$ 29.2	$ 34.2
Malawi	$ 44.7	$ 45.7	$ 55.3	$ 65.0
Mozambique	$ 228.6	$ 252.9	$ 269.1	$ 268.8
Namibia	$ 108.9	$ 107.9	$ 102.6	$ 102.6
Nigeria	$ 447.6	$ 442.3	$ 459.2	$ 488.6
Rwanda	$ 123.5	$ 147.6	$ 131.4	$ 115.4
South Africa	$ 590.9	$ 561.3	$ 560.4	$ 549.1
Sudan	$ 10.3	$ 8.8	$ 9.5	$ 14.5
Swaziland	$ 27.7	$ 32.4	$ 37.5	$ 60.8
Tanzania	$ 313.4	$ 361.2	$ 358.0	$ 357.2
Uganda	$ 283.6	$ 287.1	$ 286.3	$ 323.4
Zambia	$ 269.2	$ 271.1	$ 276.7	$ 306.7
Zimbabwe	$ 26.4	$ 48.0	$ 47.5	$ 62.5

The United States President's Emergency Plan for AIDS Relief

FY 2011 Approved Funding by Prevention Program Area, Region

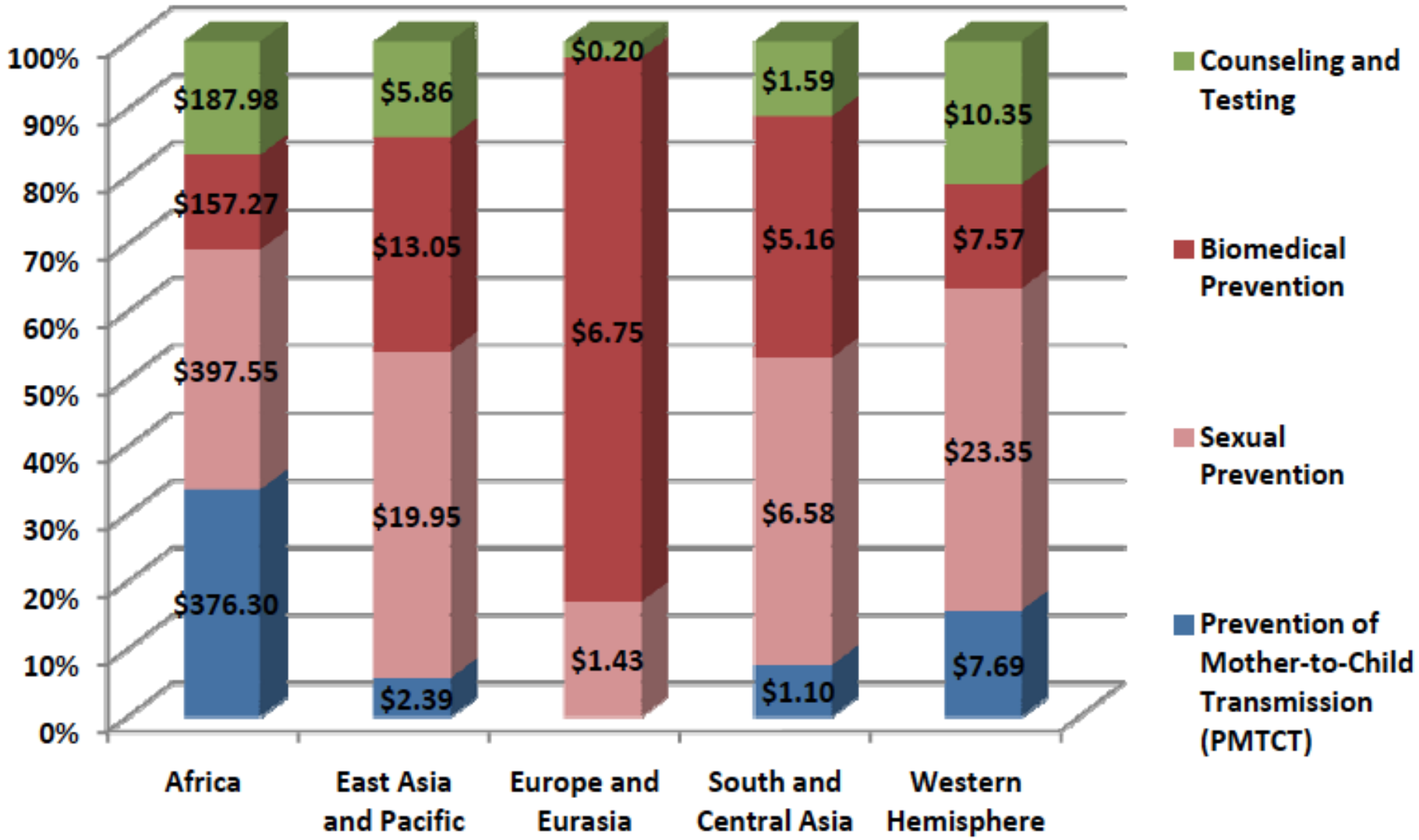

The United States President's Emergency Plan for AIDS Relief

FY 2011 Approved Funding by Care and Treatment Program Area, Region

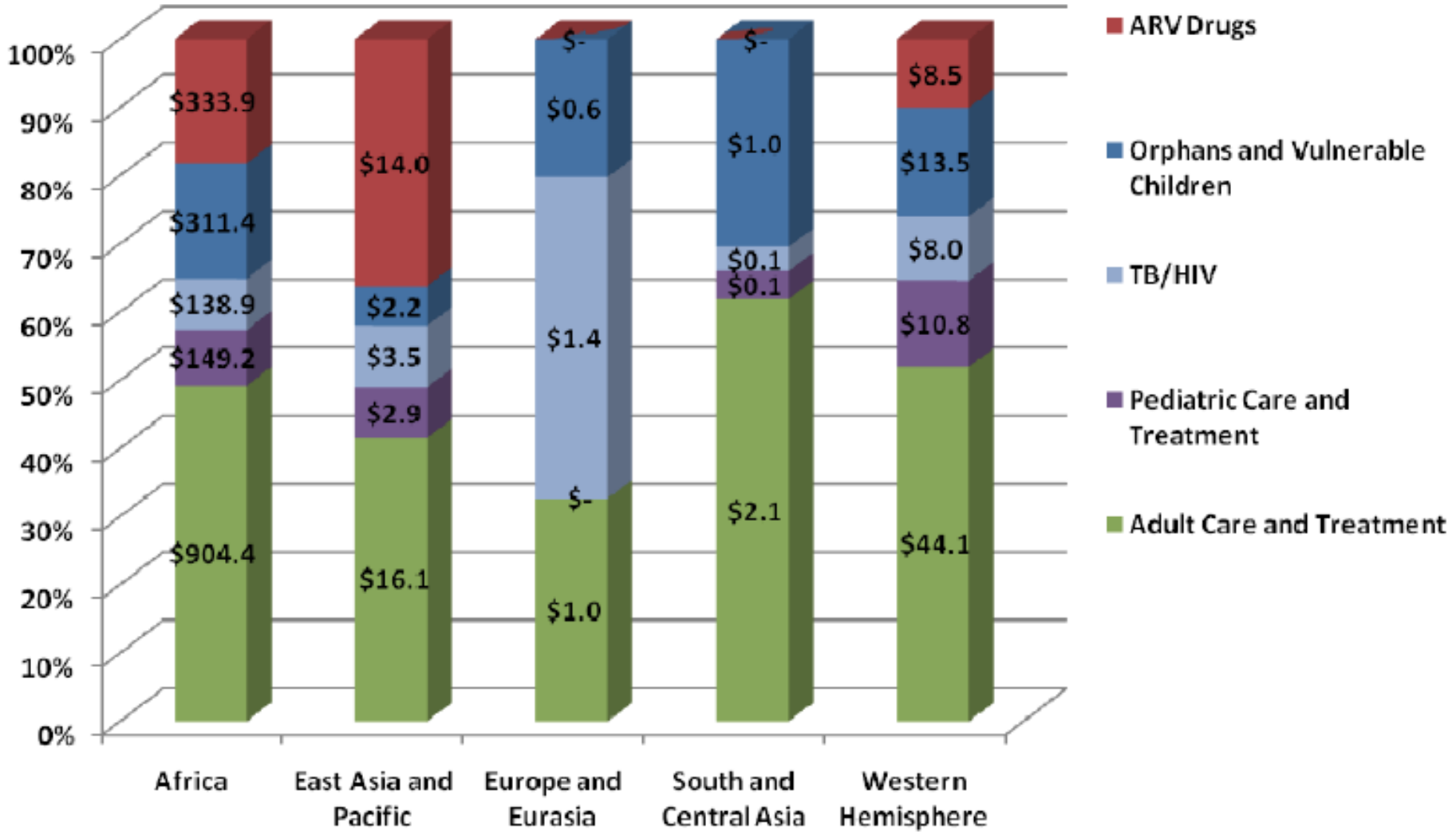

Solthis
SOLIDARITÉ THÉRAPEUTIQUE & INITIATIVES CONTRE LE SIDA

The Global Fund
To Fight AIDS, Tuberculosis and Malaria

Engagements cumulés par maladie (2002 – 2012)

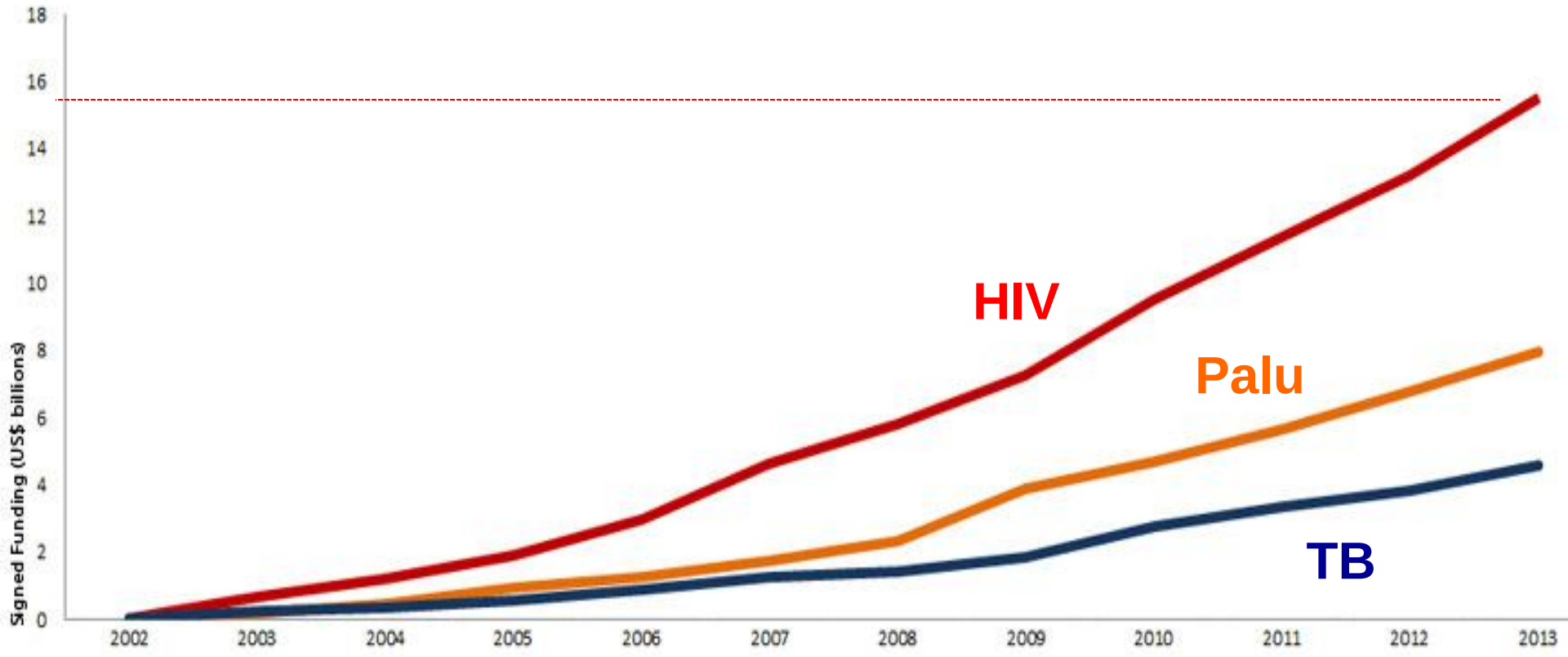

Solthis
SOLIDARITÉ THÉRAPEUTIQUE & INITIATIVES CONTRE LE SIDA

The Global Fund
To Fight AIDS, Tuberculosis and Malaria

Décaissements annuels (2002 – 2012)

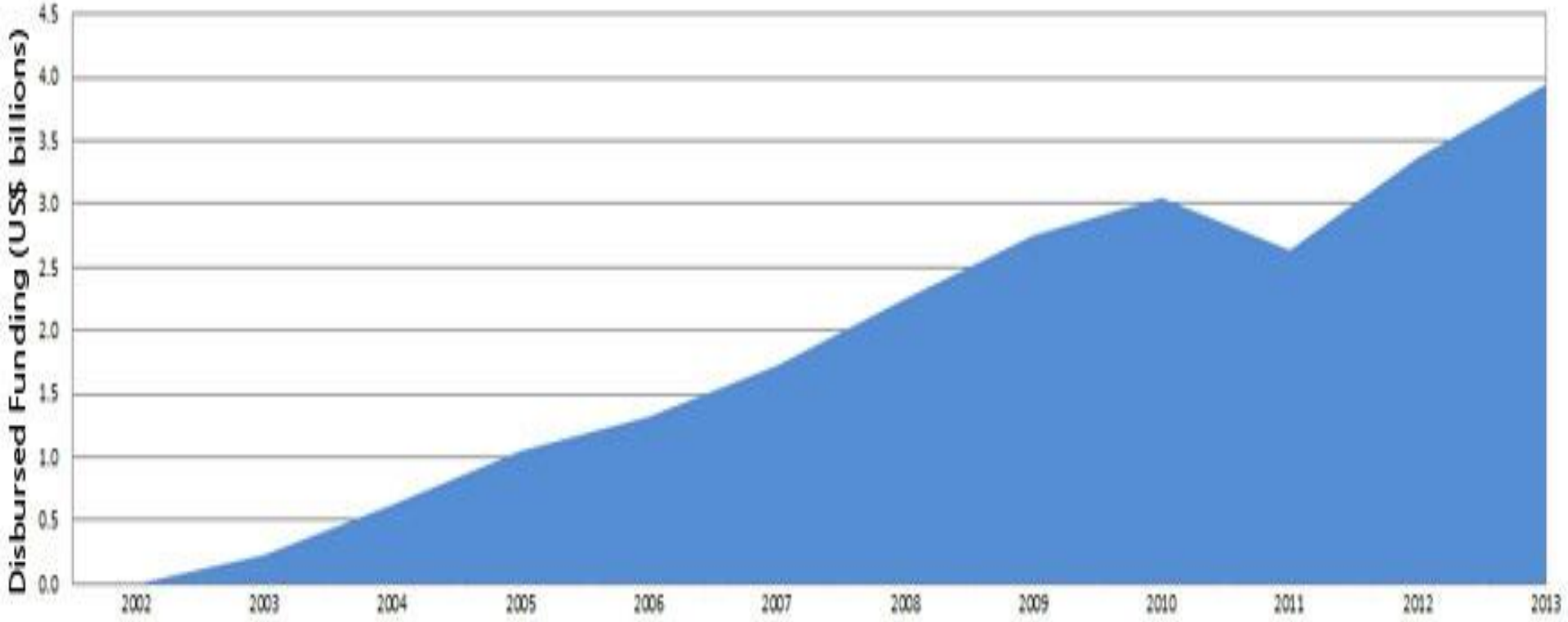

Solthis
SOLIDARITÉ THÉRAPEUTIQUE & INITIATIVES CONTRE LE SIDA

The Global Fund
To Fight AIDS, Tuberculosis and Malaria

Dépenses cumulées par organisme d'exécution (2002 – 2012)

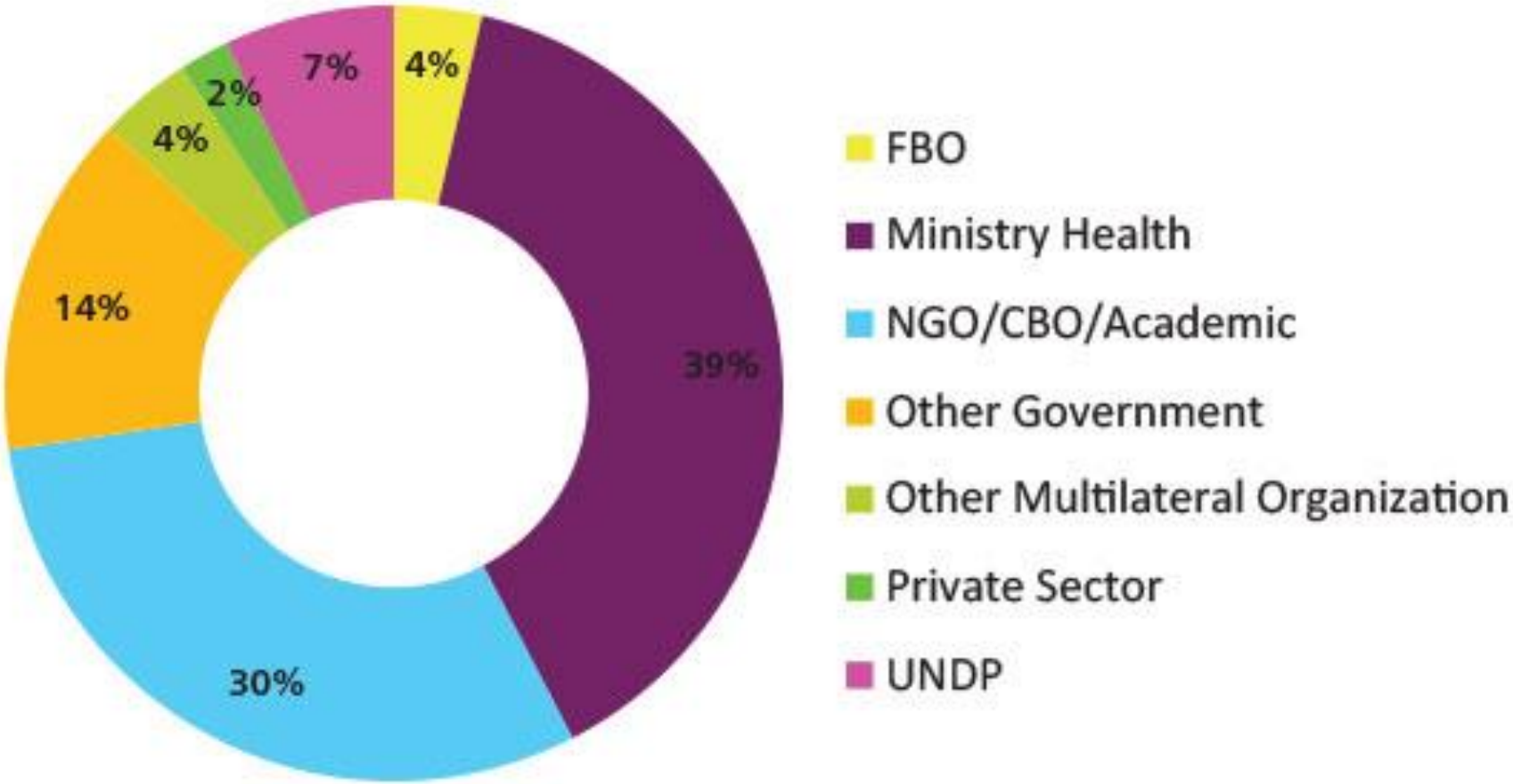

Solthis
SOLIDARITÉ THÉRAPEUTIQUE & INITIATIVES CONTRE LE SIDA

The Global Fund
To Fight AIDS, Tuberculosis and Malaria

Dépenses cumulatives par catégorie (2002 – 2012)

Solthis
SOLIDARITÉ THÉRAPEUTIQUE & INITIATIVES CONTRE LE SIDA

The Global Fund
To Fight AIDS, Tuberculosis and Malaria

Dépenses cumulées par type de service (2002 – 2012)

- Prevention (30%)
- Treatment (29%)
- Care & Support (8%)
- TB/HIV Collaborative Activities (1%)
- Health System Strengthening (14%)
- Supportive Environment (18%)

Pays francophones : Fonds investis et décaissés par maladie

Ventilation des fonds : 48% VIH, 7% TB, 42% paludisme et 3% RSS

Investissements approuvés par maladie ($ US, subventions actives, 3 milliards au total)

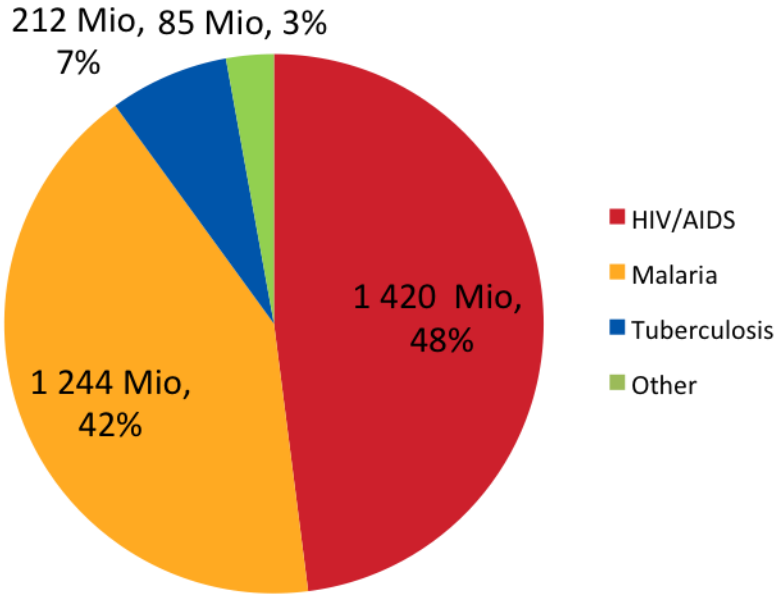

Décaissements par maladie ($ US, subventions actives, 1,7 milliard au total)

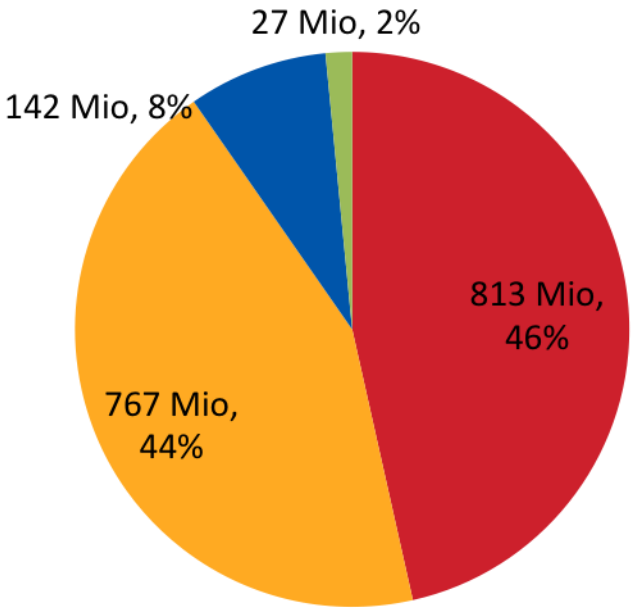

Solthis
SOLIDARITÉ THÉRAPEUTIQUE
& INITIATIVES CONTRE LE SIDA

Plan de la présentation

1. Contexte de l'aide internationale
2. Financements publics internationaux
3. **Philanthropie internationale**
4. Financements publics nationaux
5. Lien avec le poids de la maladie

Solthis
SOLIDARITÉ THÉRAPEUTIQUE & INITIATIVES CONTRE LE SIDA

Philanthropie aux Etats Unis (491 M$ en 2011)

Table 5: **Top U.S. Philanthropic Funders (>$1 Million) of National and Regional HIV/AIDS Work Outside of the U.S. in 2011** *(ranked by amount of international disbursements)*

Funder name	National and regional projects outside the U.S. ($)	% of total HIV/AIDS disbursements by funder
Bill & Melinda Gates Foundation, WA	66,000,000	28
M•A•C AIDS Fund and M•A•C Cosmetics, NY	19,394,722	59
Abbott and Abbott Fund, IL	15,325,560	88
Merck, NJ	14,190,456	71
ViiV Healthcare, NC	10,067,670	67
Ford Foundation, NY	9,048,031	48
Johnson & Johnson, NJ	7,095,448	77
Elizabeth Glaser Pediatric AIDS Foundation, CA	3,637,647	100
Gilead Sciences, Inc., CA	3,230,000	26
Bristol-Myers Squibb Foundation and Bristol-Myers Squibb Co., NY	3,175,179	33
American Jewish World Service, NY	2,658,641	94
Open Society Foundations, NY	2,569,656	30
Keep a Child Alive, NY	2,550,557	100
Elton John AIDS Foundation, NY	2,420,249	32
amfAR, The Foundation for AIDS Research, NY	2,132,207	39
Global Fund for Women, CA	1,787,850	100
Firelight Foundation, CA	1,674,600	99
Conrad N. Hilton Foundation, CA	1,561,000	100
Tides Foundation, CA	1,460,726	61
Levi Strauss & Co., CA	1,360,000	57
Glaser Progress Foundation, WA	1,051,901	100
South Africa Development Fund, MA	1,045,900	100
International Treatment Preparedness Coalition (ITPC), a project of the Tides Center, CA	1,020,566	100

Solthis
SOLIDARITÉ THÉRAPEUTIQUE & INITIATIVES CONTRE LE SIDA

Philanthropie aux Etats Unis

Chart 10. **Regional Geographic Distribution of U.S. Philanthropic HIV/AIDS Funding Outside of the U.S. in 2011** *(by percentage of total international disbursements)*

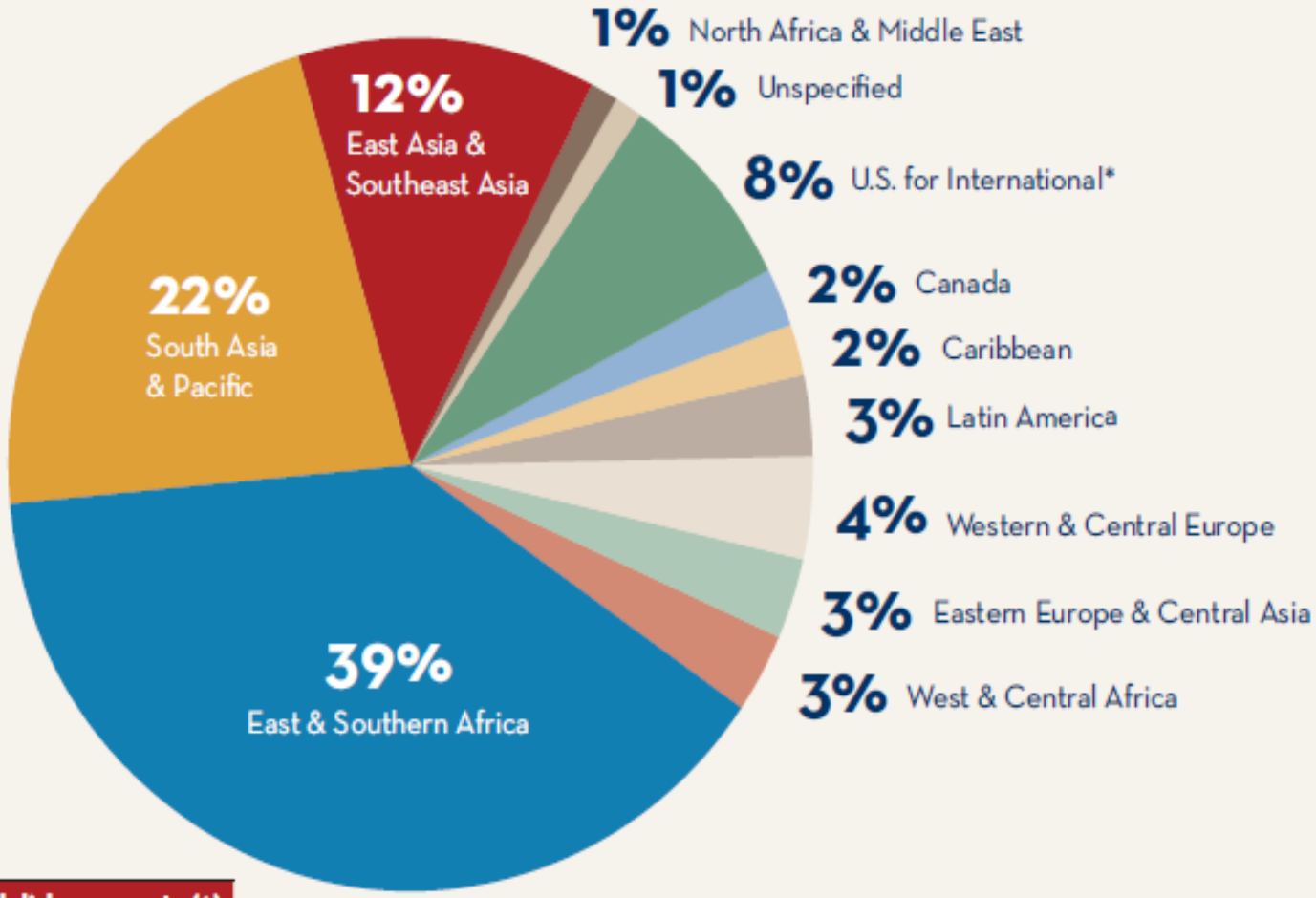

Region	Total disbursements ($)

Solthis
SOLIDARITÉ THÉRAPEUTIQUE & INITIATIVES CONTRE LE SIDA

Philanthropie aux Etats Unis

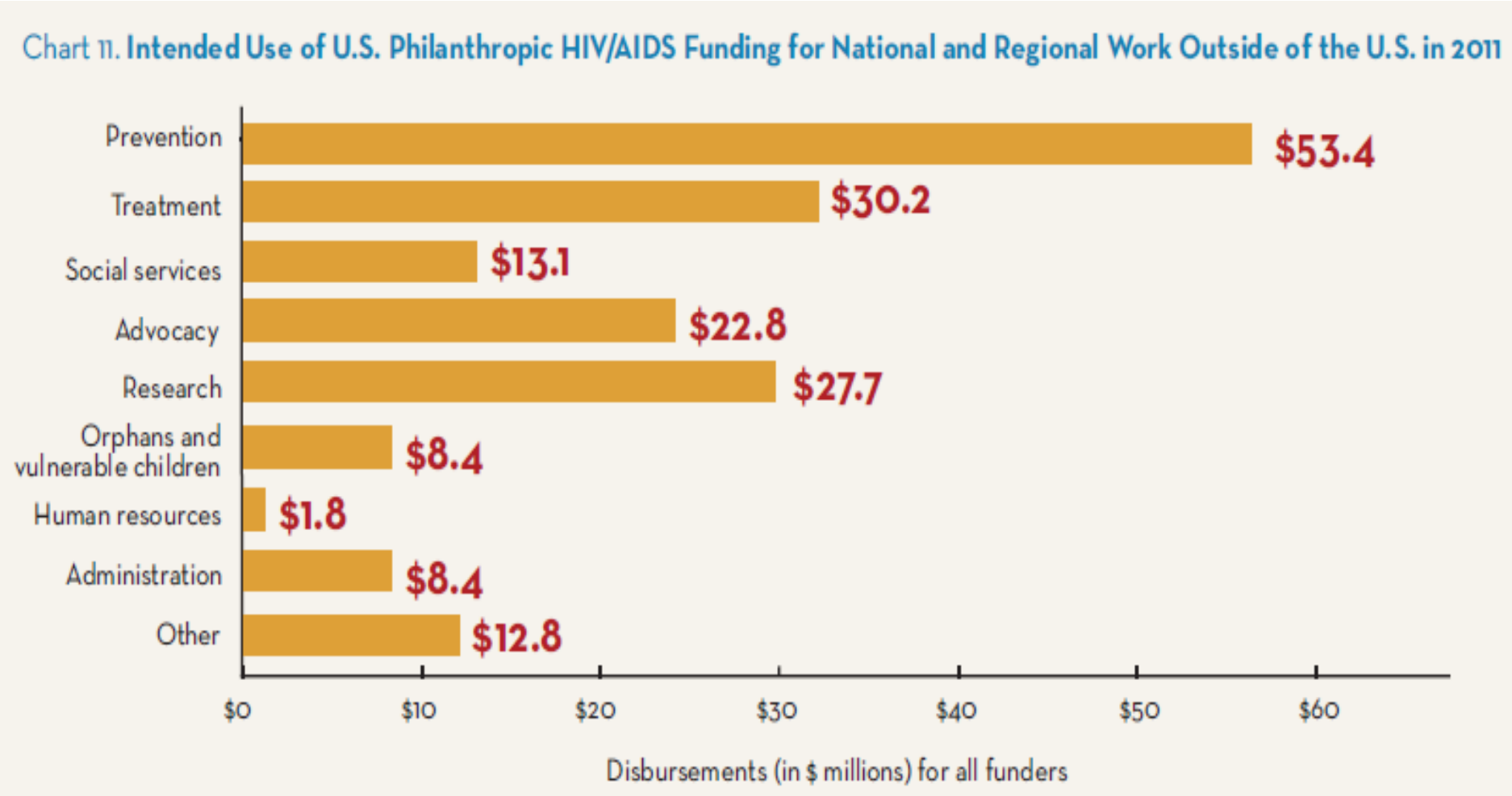

Solthis
SOLIDARITÉ THÉRAPEUTIQUE & INITIATIVES CONTRE LE SIDA

Philanthropie aux Etats Unis

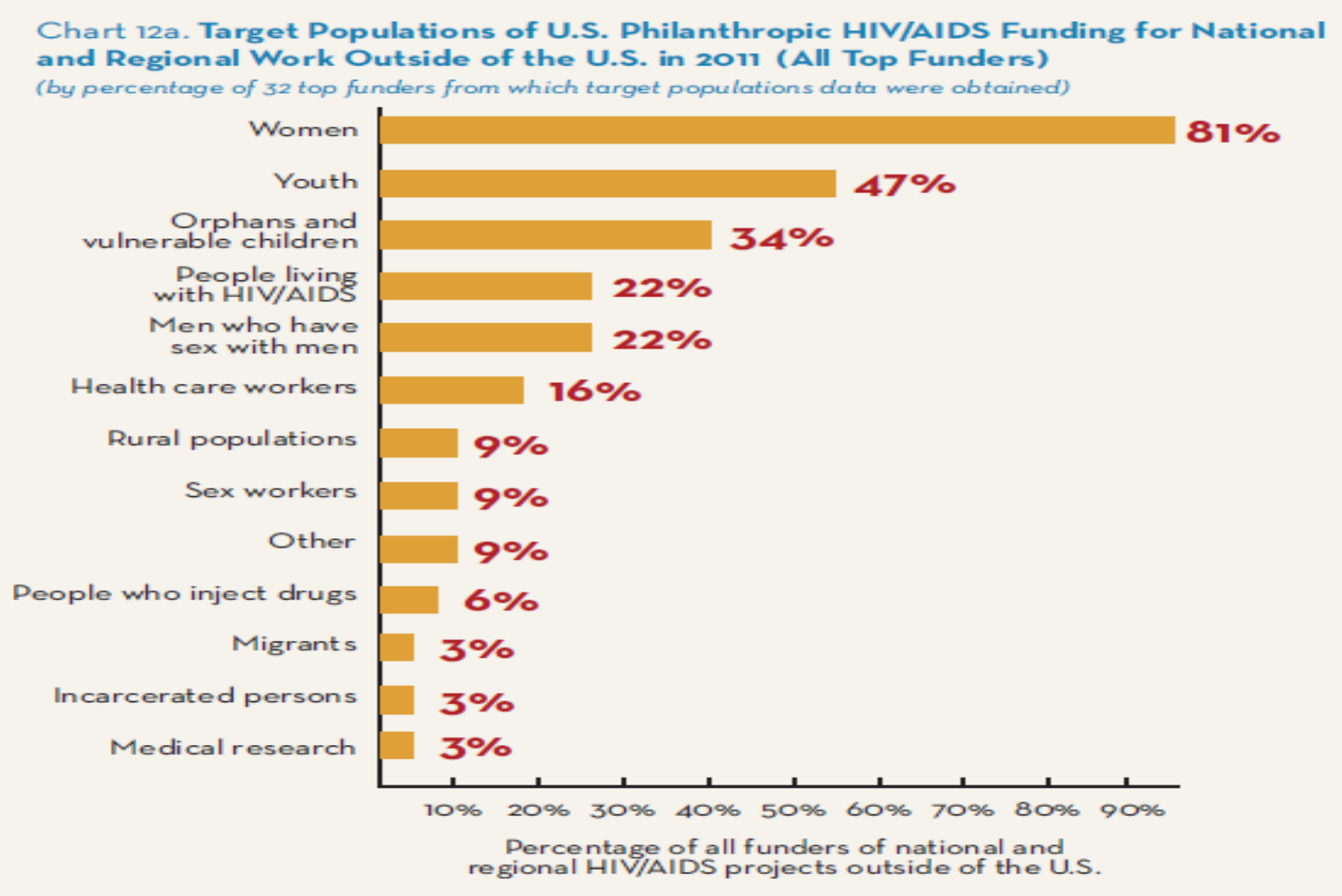

Solthis
SOLIDARITÉ THÉRAPEUTIQUE & INITIATIVES CONTRE LE SIDA

Philanthropie en Europe (138 M€ en 2011)

Table 7. **European Philanthropic HIV/AIDS Funders in 2011** *(ranked by amount of disbursements)*

Funder name	Disbursements		Commitments	
	€	$	€	$
1. Wellcome Trust	**35,628,934**	**43,979,171**	**20,232,145**	**24,973,886**
2. Children's Investment Fund Foundation, UK	**19,594,806**	**24,187,176**	**23,026,562**	**28,423,222**
3. Sidaction	**12,362,452**	**15,259,799**	**12,783,466**	**15,779,485**
4. ViiV Healthcare[31]	**11,991,438**	**14,801,832**	**11,991,438**	**14,801,832**
5. Elton John AIDS Foundation, UK	**10,480,696**	**12,937,023**	**12,158,388**	**15,007,909**
6. Comic Relief UK	**7,757,768**	**9,871,464**	**4,547,241**	**5,612,963**
7. Aids Fonds	**5,552,000**	**6,853,204**	**6,424,000**	**7,929,572**
8. STOP AIDS NOW!	**4,941,000**	**6,099,006**	**11,630,000**	**14,355,685**
9. The Monument Trust	**4,479,066**	**5,528,810**	**3,613,792**	**4,460,744**
10. Nationale Postcode Loterij (Dutch Postcode Lottery)	**4,205,000**	**5,190,512**	**4,205,000**	**5,190,512**
11. The Diana, Princess of Wales Memorial Fund	3,263,504	4,028,360	1,557,156	1,922,102
12. FXB International (Fondation François-Xavier Bagnoud)	2,603,069	3,213,142	3,482,683	4,298,908
13. AIDS LIFE/Life Ball	2,183,554	2,695,306	2,183,554	2,695,306
14. Deutsche Stiftung Weltbevölkerung (DSW- German Foundation for World Population)	1,905,858	2,352,528	2,201,129	2,717,000
15. VriendenLoterij (Dutch Friends Lottery)	1,825,957	2,323,461	1,825,957	2,253,901
16. Deutsche AIDS-Stiftung	1,637,268	2,020,989	1,690,890	2,087,178
17. Fondation Total	1,347,980	1,663,902	1,347,980	1,663,902
18. Foundation "la Caixa"	1,386,000	1,710,832	1,386,000	1,710,832
19. King Baudouin Foundation	1,328,426	1,639,765	1,006,049	1,241,833
20. Fondazione Cariplo[32]	1,000,000	1,234,367	–	–

Solthis
SOLIDARITÉ THÉRAPEUTIQUE & INITIATIVES CONTRE LE SIDA

Philanthropie en Europe

Chart 18. **Distribution of European Philanthropic HIV/AIDS Funders by Home Country**

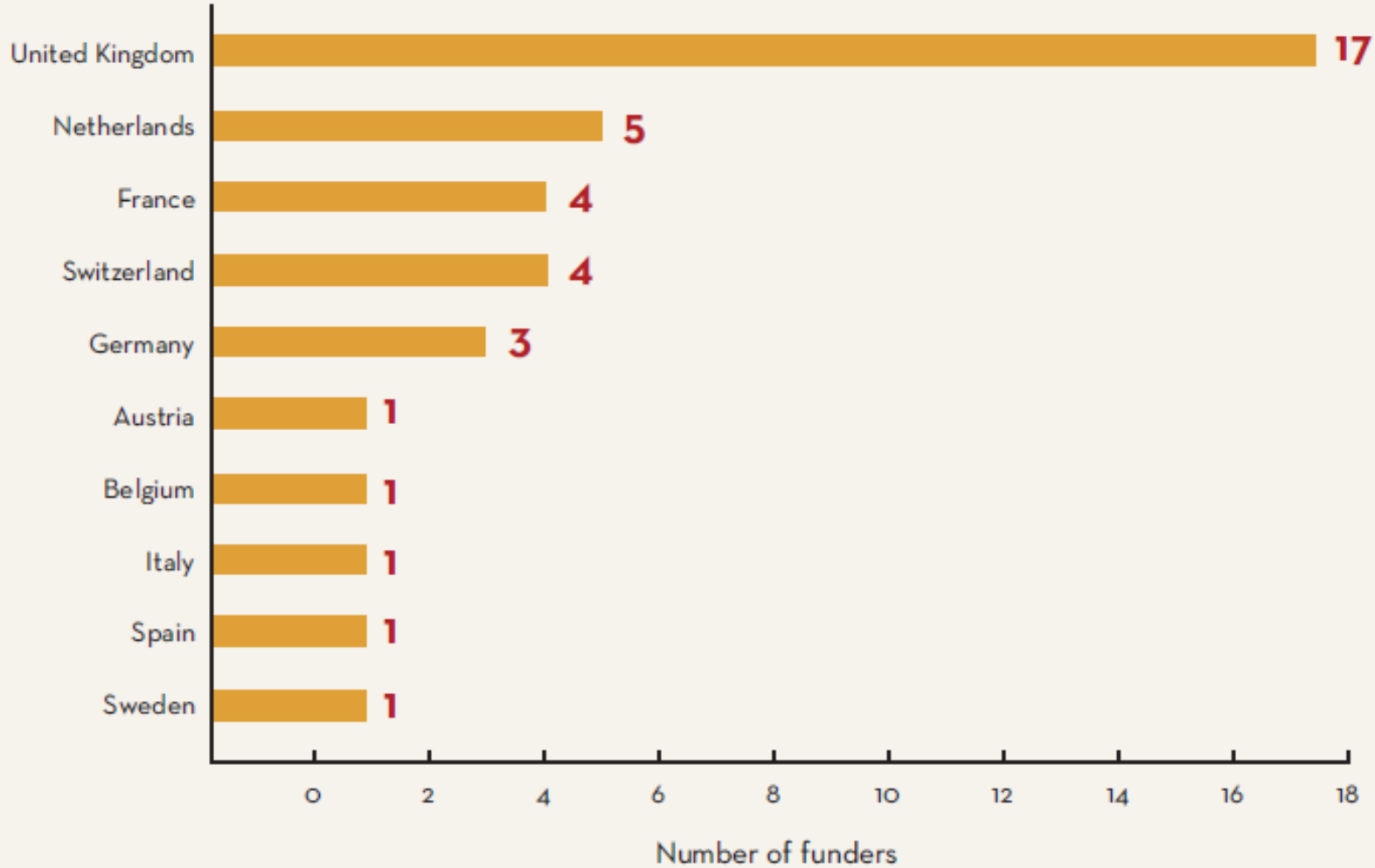

Solthis
SOLIDARITÉ THÉRAPEUTIQUE & INITIATIVES CONTRE LE SIDA

Philanthropie en Europe

Chart 21: **Geographical Distribution of National and Regional European Philanthropic HIV/AIDS Funding in 2011**[43]

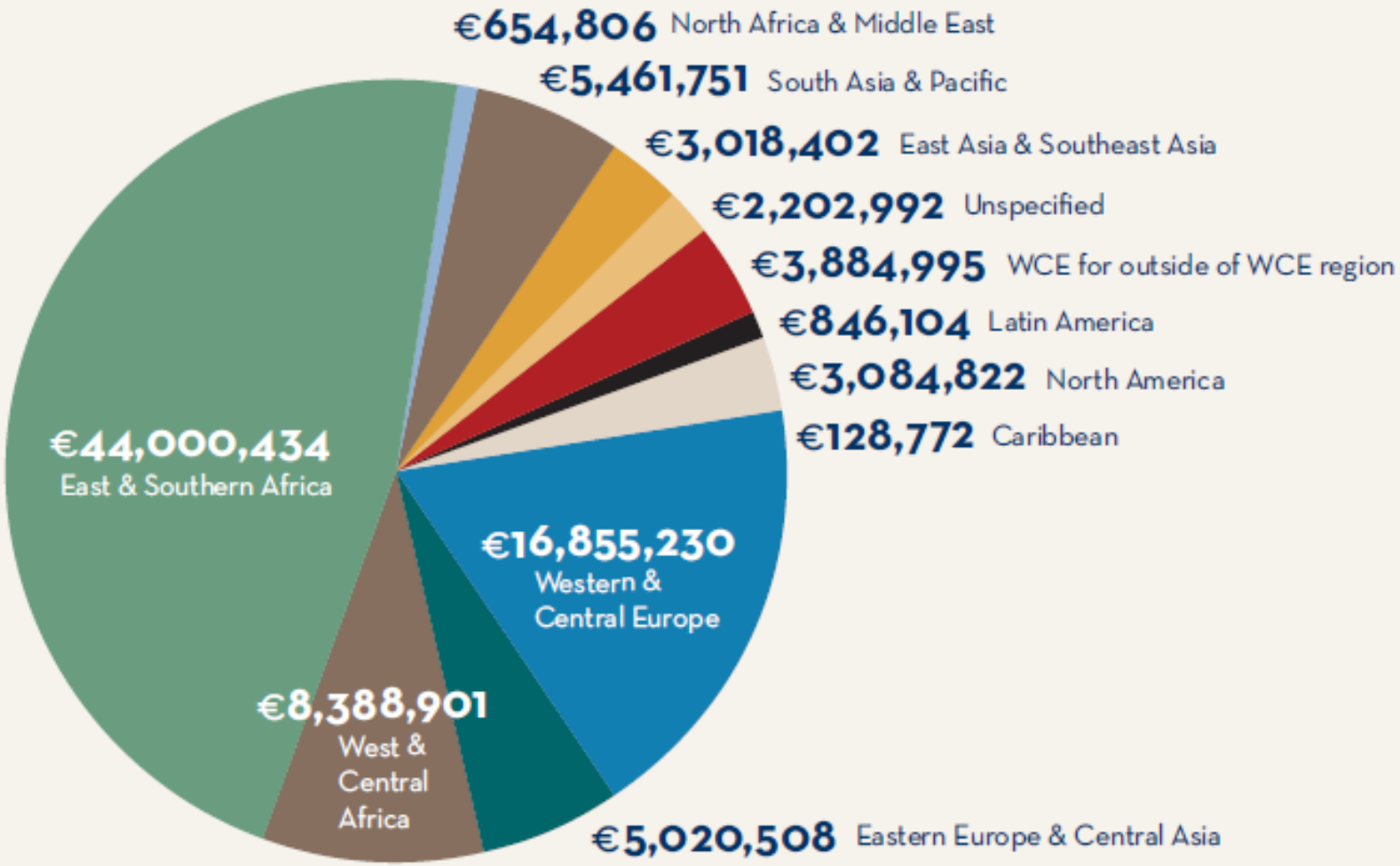

Solthis
SOLIDARITÉ THÉRAPEUTIQUE & INITIATIVES CONTRE LE SIDA

Philanthropie en Europe

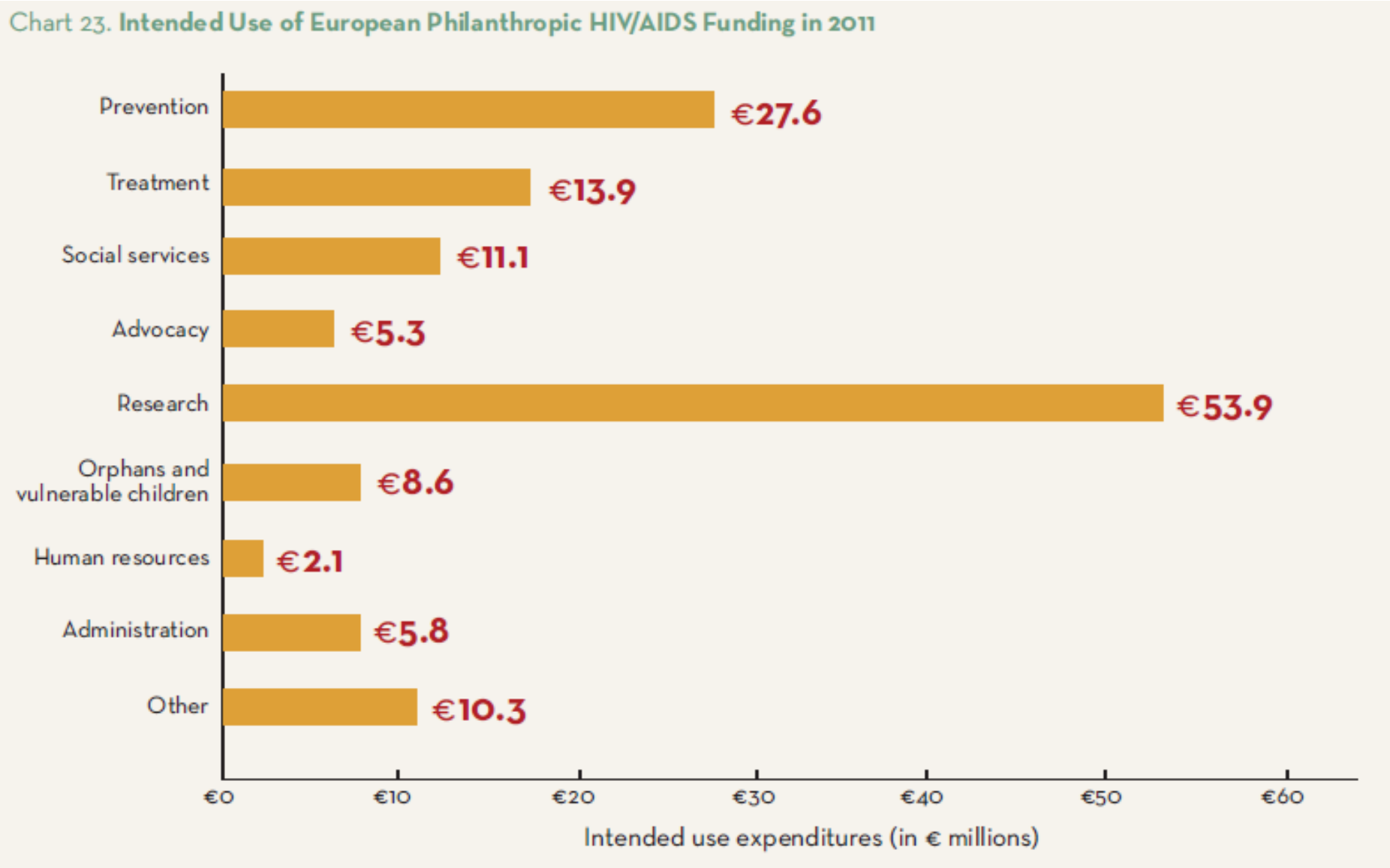

Solthis
SOLIDARITÉ THÉRAPEUTIQUE & INITIATIVES CONTRE LE SIDA

Philanthropie en Europe

Chart 24. **Target Populations for European Philanthropic HIV/AIDS Funding in 2011** *(by percentage of funders that chose each category)*

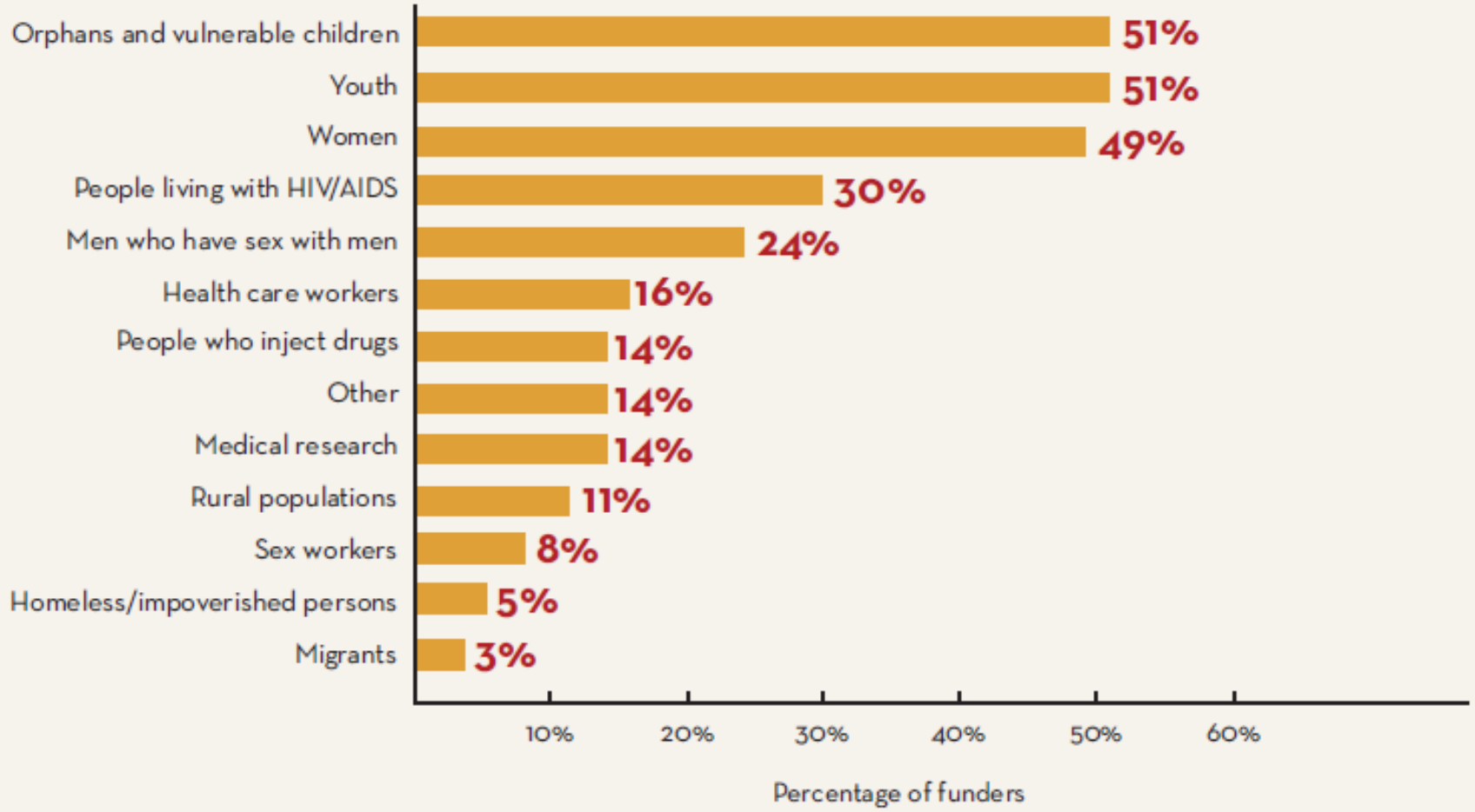

Solthis
SOLIDARITÉ THÉRAPEUTIQUE & INITIATIVES CONTRE LE SIDA

Plan de la présentation

1. Contexte de l'aide internationale
2. Financements publics internationaux
3. Philanthropie internationale
4. **Financements publics nationaux**
5. Lien avec le poids de la maladie

Solthis
SOLIDARITÉ THÉRAPEUTIQUE & INITIATIVES CONTRE LE SIDA

Dépendance à l'aide étrangère

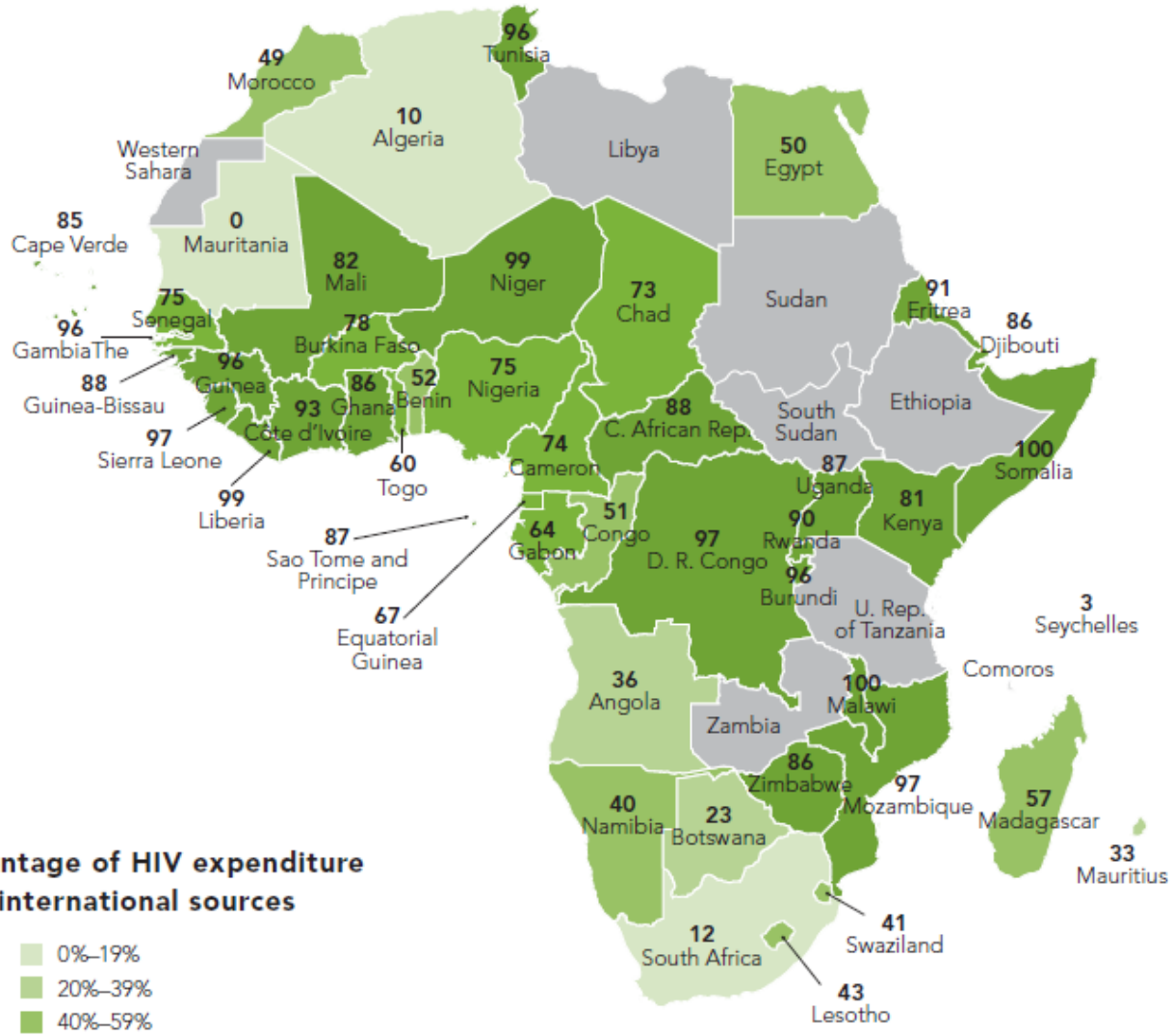

Percentage of HIV expenditure from international sources

- 0%–19%
- 20%–39%
- 40%–59%
- 60%–79%
- 80%–100%
- Missing Value

Joint United Nations Programme on HIV/AIDS
UNAIDS
UNICEF • UNDP • UNFPA • UNDCP
UNESCO • WHO • WORLD BANK

Determinants of government HIV/AIDS financing: a 10-year trend analysis from 125 low- and middle-income countries

Ávila *et al. BMC Public Health* 2013, **13**:673
http://www.biomedcentral.com/1471-2458/13/673

BMC Public Health

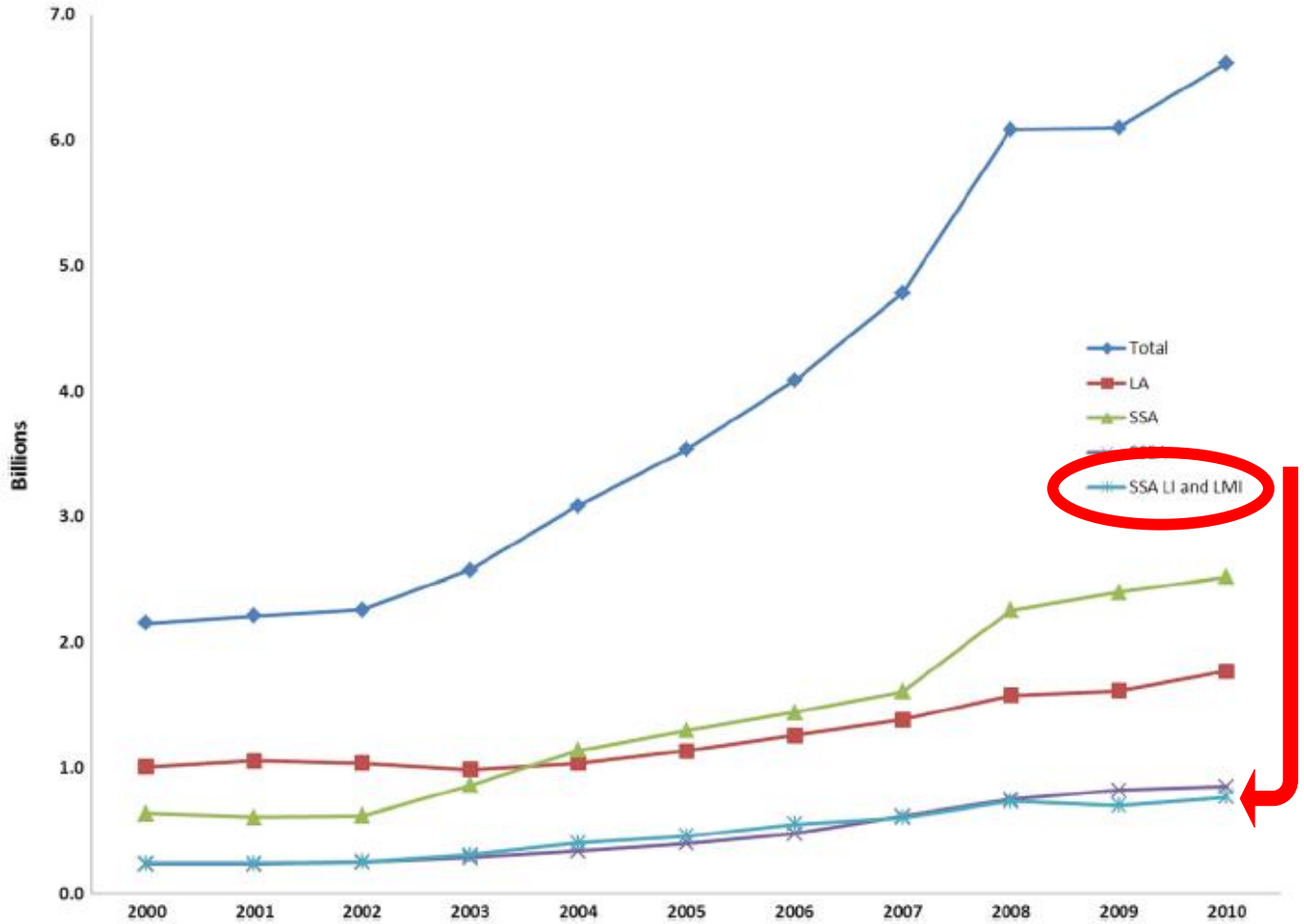

Figure 1 Domestic Public HIV Spending Globally and by Region (2000-2010).

Determinants of government HIV/AIDS financing: a 10-year trend analysis from 125 low- and middle-income countries

Ávila *et al. BMC Public Health* 2013, **13**:673
http://www.biomedcentral.com/1471-2458/13/673

BMC Public Health

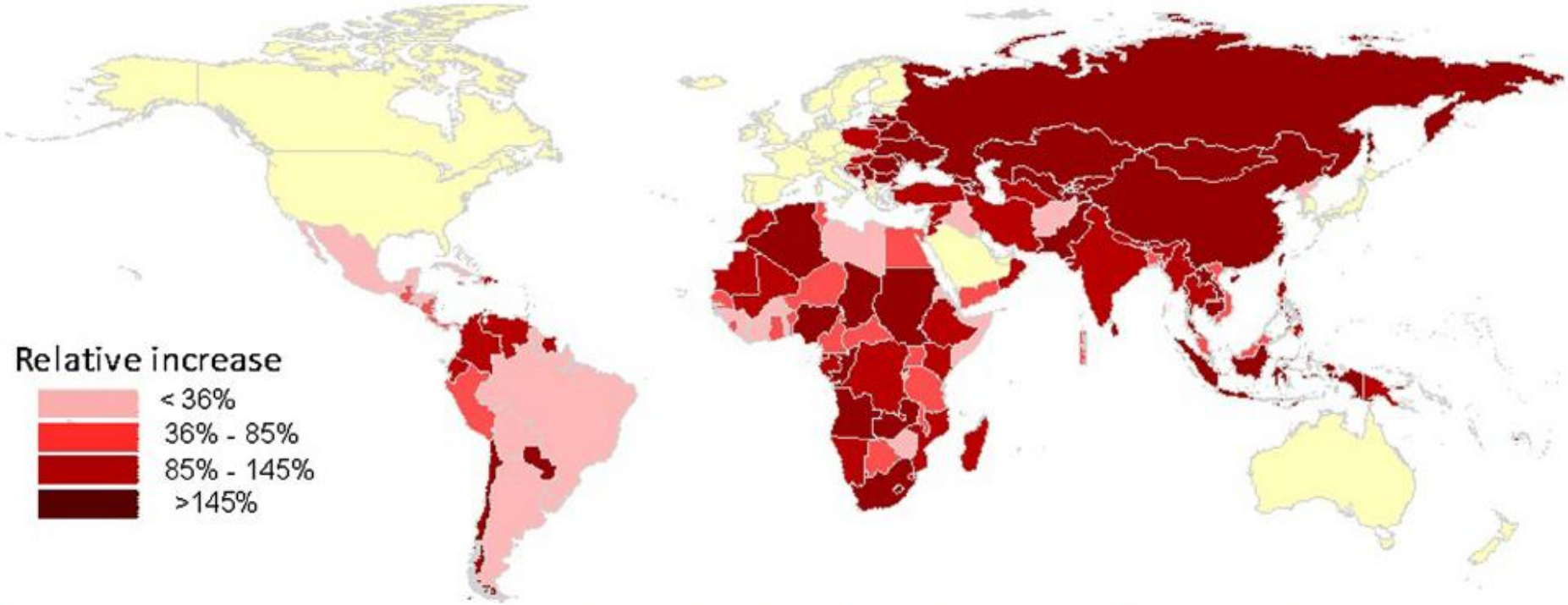

Figure 3 Percentage change in domestic public HIV expenditures during 2005-2009 as compared to 2000-2004.

OPEN ACCESS Freely available online

PLOS | MEDICINE

Policy Forum

Financing Essential HIV Services: A New Economic Agenda

Anna Vassall[1*], Michelle Remme[1], Charlotte Watts[1], Timothy Hallett[2], Mariana Siapka[1], Peter Vickerman[1], Fern Terris-Prestholt[1], Markus Haacker[3], Lori Heise[1], Andy Haines[3], Rifat Atun[2,4], Peter Piot[5]

1 SAME Modelling and Economics, Department of Global Health and Development, London School of Hygiene & Tropical Medicine, London, United Kingdom, 2 Imperial College, London, United Kingdom, 3 Faculty of Public Health and Policy, London School of Hygiene & Tropical Medicine, London, United Kingdom, 4 Harvard School of Public Health, Harvard University, Boston, Massachusetts, United States of America, 5 London School of Hygiene & Tropical Medicine, London, United Kingdom

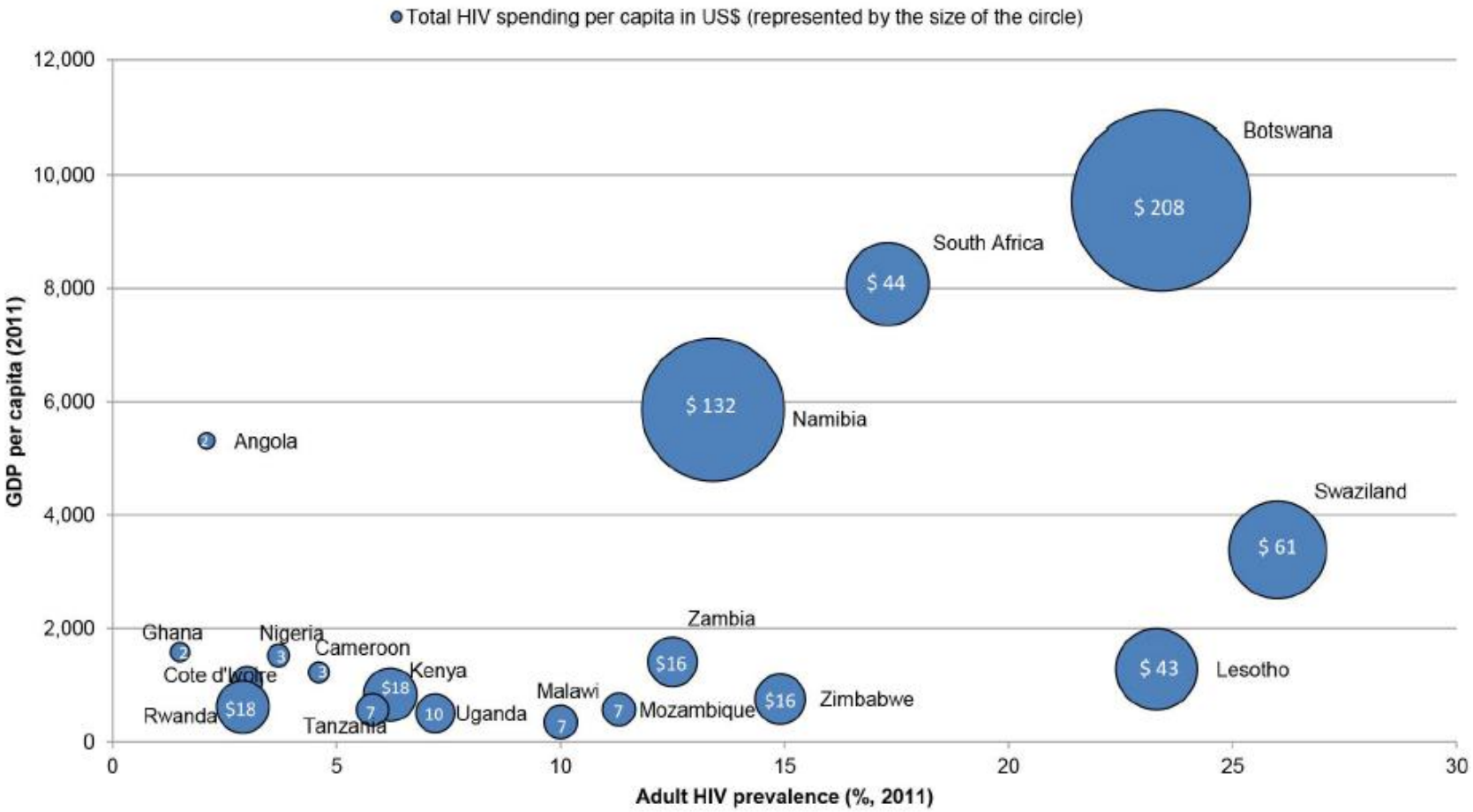

OPEN ACCESS Freely available online

PLOS | MEDICINE

Policy Forum

Financing Essential HIV Services: A New Economic Agenda

Anna Vassall[1*], Michelle Remme[1], Charlotte Watts[1], Timothy Hallett[2], Mariana Siapka[1], Peter Vickerman[1], Fern Terris-Prestholt[1], Markus Haacker[3], Lori Heise[1], Andy Haines[3], Rifat Atun[2,4], Peter Piot[5]

1 SAME Modelling and Economics, Department of Global Health and Development, London School of Hygiene & Tropical Medicine, London, United Kingdom, 2 Imperial College, London, United Kingdom, 3 Faculty of Public Health and Policy, London School of Hygiene & Tropical Medicine, London, United Kingdom, 4 Harvard School of Public Health, Harvard University, Boston, Massachusetts, United States of America, 5 London School of Hygiene & Tropical Medicine, London, United Kingdom

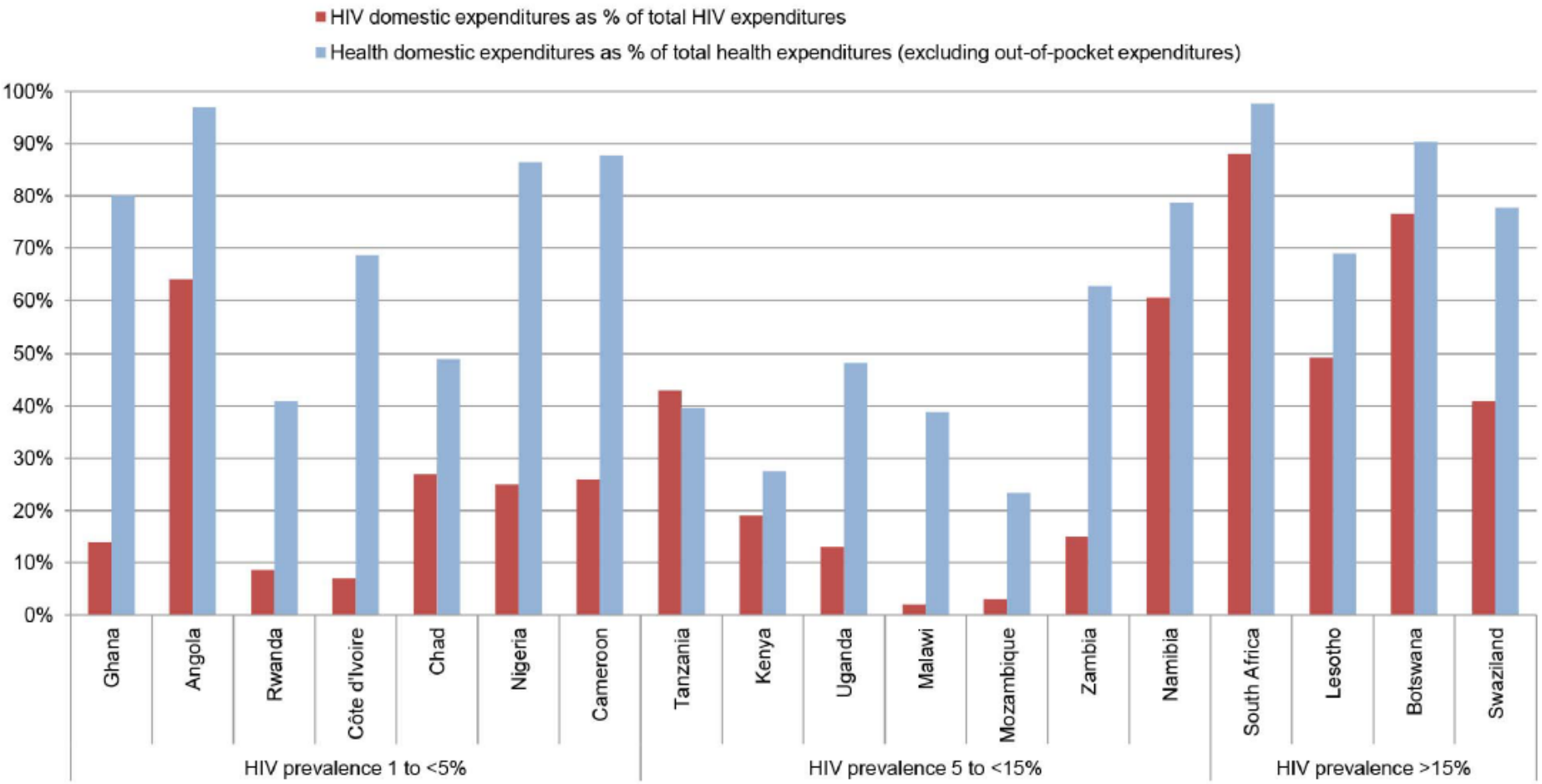

Solthis
SOLIDARITÉ THÉRAPEUTIQUE & INITIATIVES CONTRE LE SIDA

Plan de la présentation

1. Contexte de l'aide internationale
2. Financements publics internationaux
3. Philanthropie internationale
4. Financements publics nationaux
5. **Lien avec le poids de la maladie**

Figure 8: Shifts in leading causes of DALYs in sub-Saharan Africa, 1990-2010

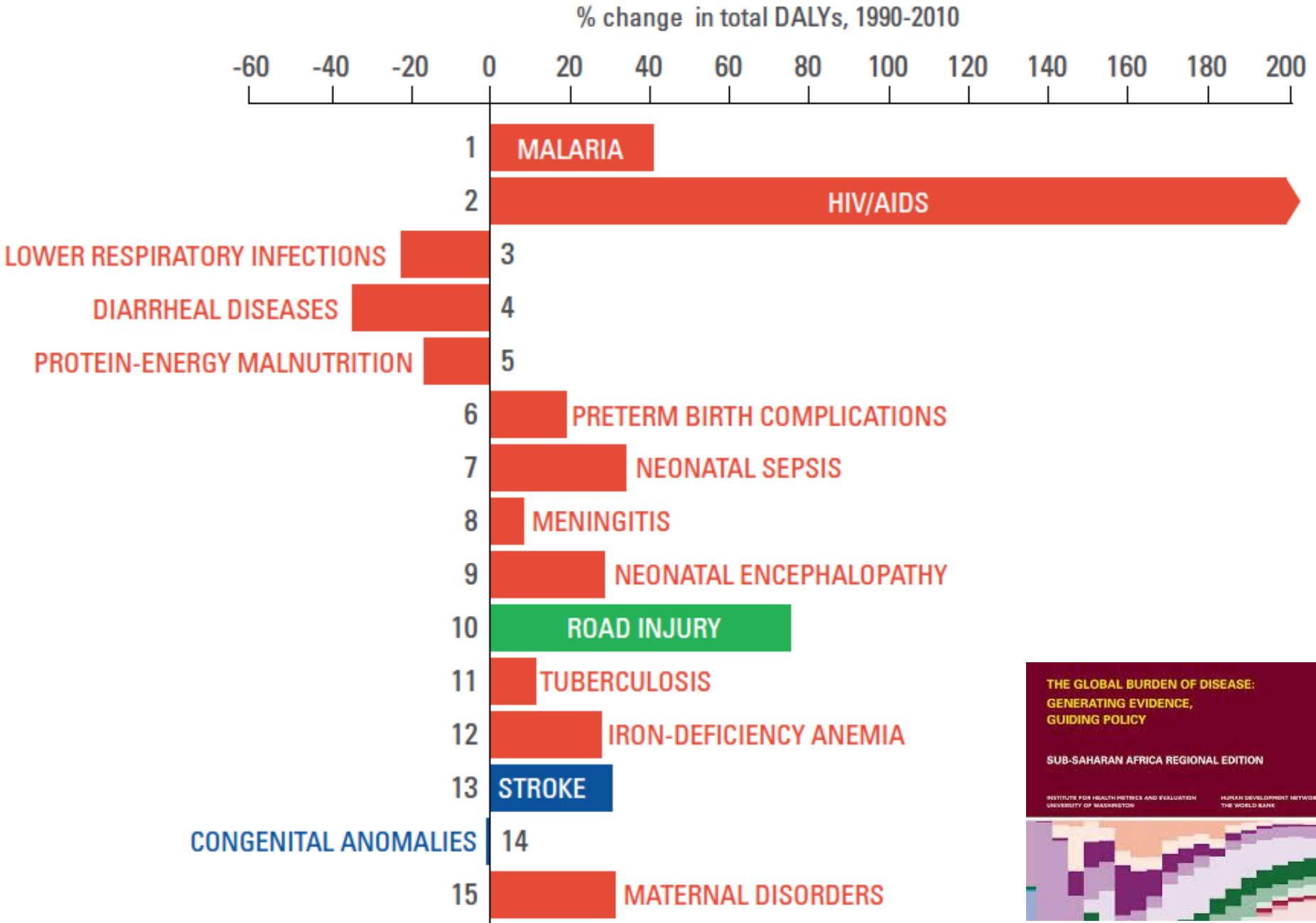

SHORT REPORT Open Access

GLOBALIZATION AND HEALTH

Regional variation in the allocation of development assistance for health

Hanlon *et al. Globalization and Health* 2014, **10**:8
http://www.globalizationandhealth.com/content/10/1/8

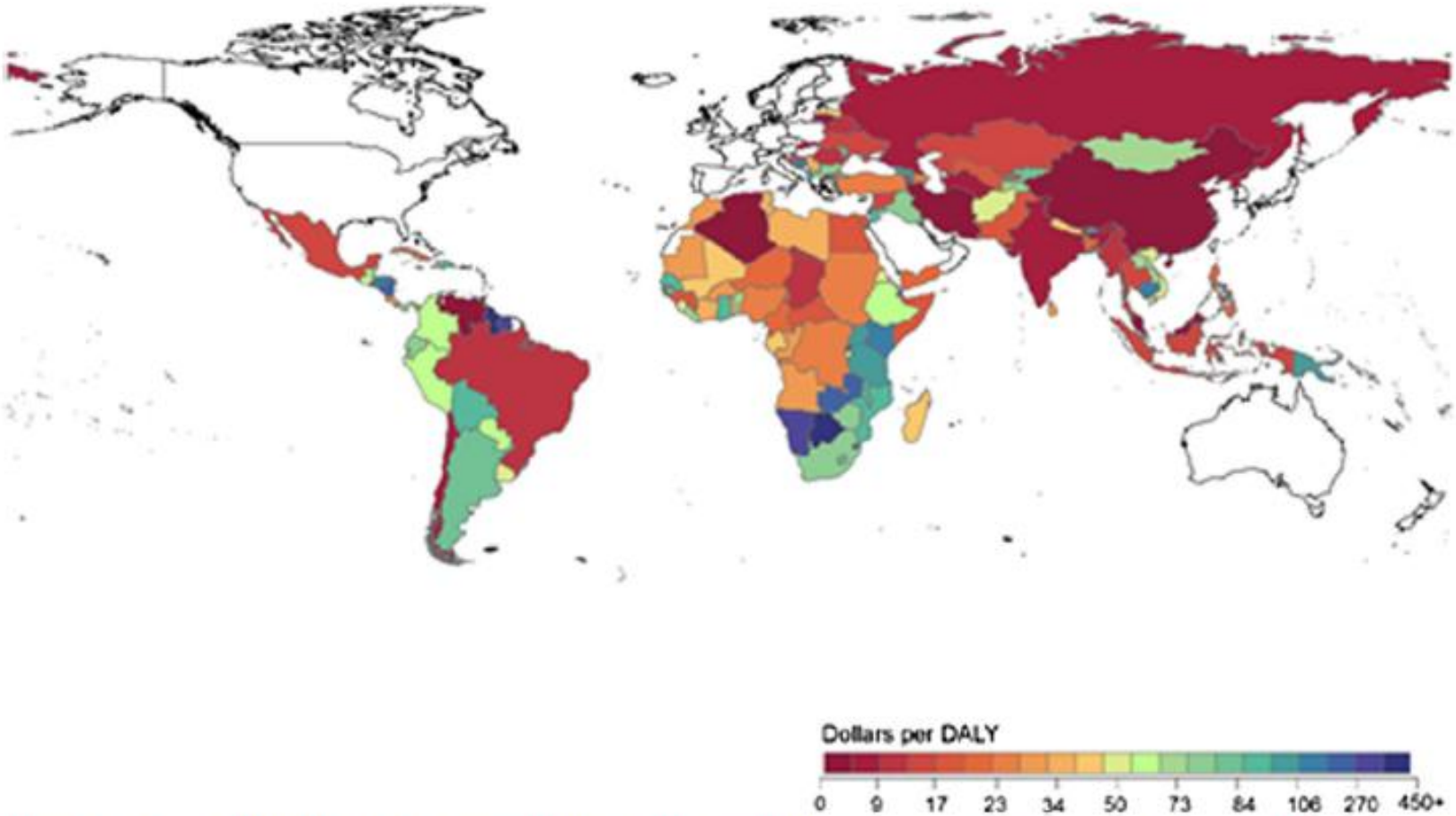

Figure 2 Global map of DAH per DALY at the country level, 2006 – 2010. DAH was aggregated at the country level from 2006 to 2010 and compared to country-level DALYs reported in the year 2010.

SHORT REPORT Open Access

GLOBALIZATION AND HEALTH

Regional variation in the allocation of development assistance for health

Hanlon *et al. Globalization and Health* 2014, **10**:8
http://www.globalizationandhealth.com/content/10/1/8

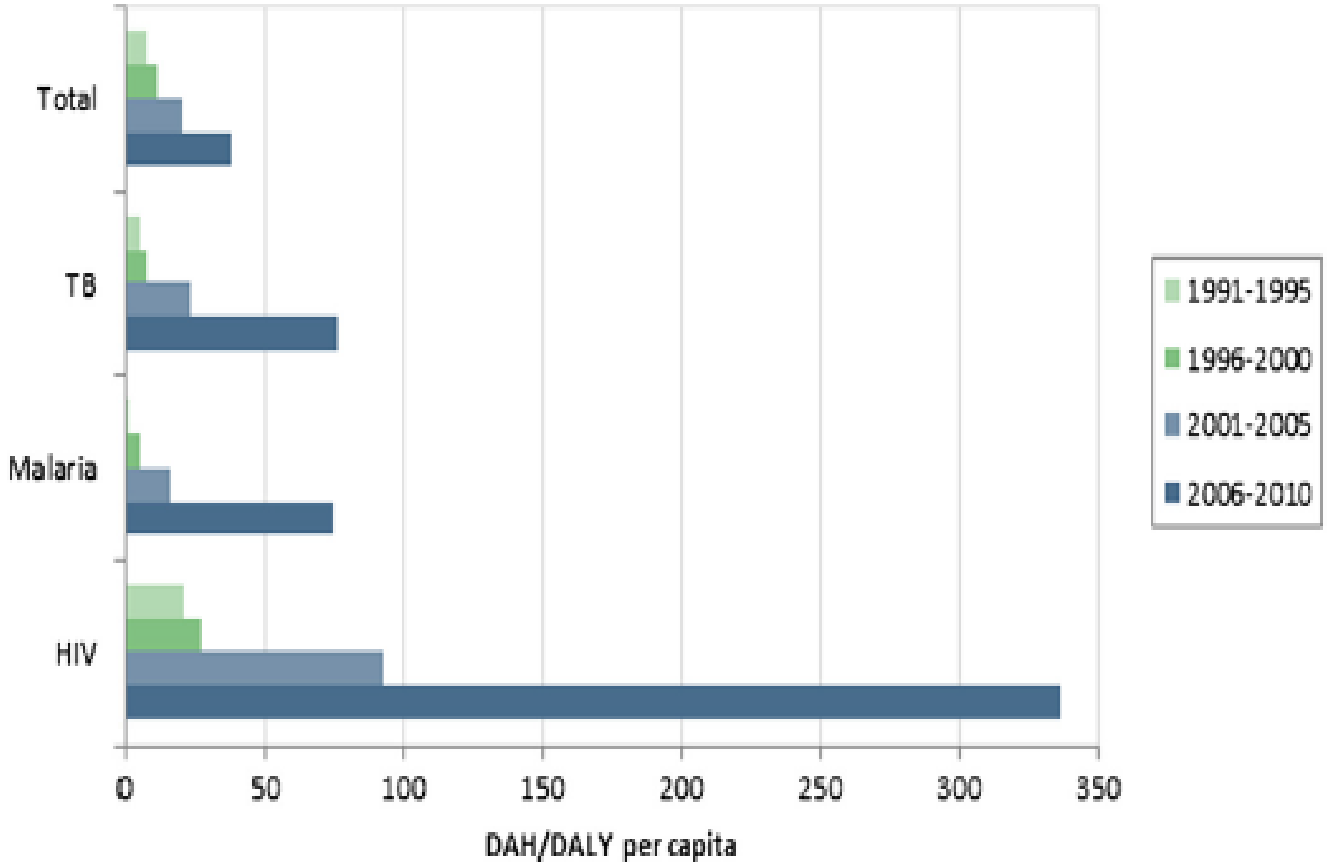

Figure 3 Global DAH per DALY, by disease.